

**MINUTES**  
**NBPME MID-WINTER BOARD MEETING**  
**March 17, 2018**  
**Washington, D.C.**

**CALL TO ORDER**

President Johnson called the meeting to order at 8:30 a.m. The following board members, liaison representatives, and organization staff were present:

Dr. Judy Beto	Mori North (Staff, AACPM)
Dr. Allan Boike (AACPM Liaison)	Dr. Kathleen Pyatak-Hugar
Diann Brady (Staff, Prometric)	Dr. Roland Ramdass
Thomas Corona (Delegate, APMSA)	Dr. Vivian Rodes
Dr. Gregory Davies	Jennifer Romero (Staff, Prometric)
Dr. Robert Eckles	Dr. Alyssa Stephenson
Dr. Jaime Escalona	Russell Stoner (Staff, FPMB)
Dr. Mary Jones Johnson	Phil Park (Staff)
Heather Keith (Staff, APMSA)	Ellen Veruete (Staff)
Amy Lorion (Staff, NBOME)	Kerry Lingenfelter (Consultant)
Dr. Paul Naylor	

Dr. Leslie Campbell and Christopher Girgis were unable to attend. Dr. Mike LaPan joined the meeting via conference call. Liaisons and guests did not attend the executive session.

**OPEN SESSION**

**ORGANIZATIONAL REPORTS**

The formal APMA, FPMB, and APMSA were received and accepted. They are included as appendices A, B, and C.

**FPMB**

Russ Stoner reviewed the FPMB report which is attached as Appendix B.

**AACPM**

Dr. Boike did not have a formal report. However, he had several matters to discuss. He expressed his concerns with moving the January 2019 Part II exam date to an earlier date in December 2018. He said that the colleges feel that the students won't be ready for the exam move but Dr. Boike felt that they could work something out. Dr. Boike also mentioned concerns that the residency match remains the same and the results are sent out on time for the match in March. Dr. Rodes asked for the reason on why the exam is being moved to December. Jennifer Romero explained that there was a practice analysis done on Part II to keep test specifications up to date. This requires extra time to complete a standard setting and to determine a new cut score. In order to send out the results on time for the match, Prometric is

proposing that the exam be moved to December. They discussed several options for the move with Mori North prior to Friday's examination committee meeting. One suggestion was to offer the exam on a Saturday afternoon (December 8<sup>th</sup>) to avoid disrupting the students and to also offer a weekday exam (Monday, December 10<sup>th</sup>) for those who can't attend on Saturday due to religious reasons. Dr. Boike asked if we knew about the standard setting ahead of time. Mr. Park replied that we did and that we've been talking to Ms. North about it. Dr. Boike said that it was important to know about these things years in advance to help prepare the students. Mr. Park also mentioned that the scores for Part I will be released in August due to the Part I standard setting. However, the delayed results should not have a major impact on the profession. Dr. Boike stressed again that it's important to get this information out to the students as early as possible to prepare them for the change.

Thomas Corona introduced himself as the president-elect of APMSA. He voiced their desire to move podiatry's match date to the match date used by MDs and DOs. These organizations would like to see the date moved for parity and to help increase student recruitment. Mr. Corona said that he has been speaking with Mr. Park and realizes that in order to move the match date, the exam date would need to be pushed back. He believes that if the exam date is moved due to the match, the students would be more willing to accept the change.

Mori North said that we will need to look at all test dates if we were to push the exam date back and change the match. She also said that they have restrictions due to CPME requiring all candidates must pass Part I and II before they can start their residency training program. A lengthy discussion ensued regarding all the factors of the match. Ms. North expressed her appreciation to NBPME for its cooperation. Mr. Park pointed out that the date for the match was between the other two organizations. He stated that once they decided, NBPME would work with them regarding our exam and score release dates. After the discussion, Mr. Corona and Ms. Keith left the meeting and returned for the NBOME presentation.

Mr. Park brought up the concern for the declining applications at the colleges. Dr. Boike said there has been a decrease in the applications for the past few years. Ms. North said that the initial drop was about 4% and then 3% off of that. However, three years ago they had the largest pool ever and the recent decline has put them back where they were about four to five years ago. Dr. Boike said that the colleges, AACPM, and APMA have been working to increase recruitment. Ms. North and he were asked for the reason in the decline. Ms. North said that the decline is due to lower interest and declining numbers of high school and undergraduates. There is also a need to change the views regarding podiatry and getting the information out regarding the podiatry profession. Judy Beto suggested that they were missing one important item that Thomas Corona said, which is getting the information out there with social media and changing the match date. Mori said that they are working on it and have changed their match process this year to mimic the MD's process.

Dr. Boike was questioned about the quality of their students and whether we will see a decline in exam scores. He replied that he does not expect a decline in performance since the metric of

the students applying are at the same level; their MCAT scores, organic chemistry and basic science scores are also higher.

Dr. Ramdass asked Ms. North if it was possible to have the same match date as MDs and DOs. She responded that it is possible but it will take some work and the cooperation of many organizations and multiple pieces to come together to make it happen. Cooperation with NBPME is one piece.

## **PROMETRIC**

Jennifer Romero and Diann Brady

Ms. Romero presented a report that included the volume of candidates over the years, an overview of the center process reports for 2017-2018, the displacements due to weather or lack of seats at a candidate's first choice of test center in 2017-2018, the survey results from 2016-2018, organizational updates, an update on the transition to Surpass, new features for electronic score reporting, organizational and technology updates including a kiosk to check in at the exam center, a new web registration and scheduling user interface which allows candidates to schedule with their mobile phones, and the option of increased access to seats with a remotely proctored exam . Please see Appendix D.

As the program migrates to Surpass, a new portal will be added to Prometric's system that will allow all candidates to access and print an electronic score report. Prometric will no longer send paper score reports. Mr. Park noted that by this time next year, all exam scores will be electronic. Kerry Lingenfelter asked if Ms. Romero could send a template of their new score reports, since we would like to have similar score reports for all of our exams and she agreed. Staff will work with Prometric to determine a feasible template that incorporates CSPE and works with FPMB score reports.

## **NATIONAL BOARD OF OSTEOPATHIC MEDICINE (NBOME)/CSPE EXAM**

Amy Lorion and Kerry Lingenfelter

Amy Lorion gave a presentation regarding the progress of the Part II CSPE exam. There were 538 candidates in the fall, and 49 in the February retake, of which six were first-time candidates. She provided a monthly breakdown of the testing cycles, and an explanation of the two added days for the November testing cycle due to ADA candidates requiring extra time. In addition, she described the new registration process including the addition of the Dean page which allows the deans the ability to monitor their students. Because NBOME determined that the earlier August dates were the least popular in 2017, she proposed shifting the 50-session 2018 exam dates to begin in late August and continue to mid-November, specifically, August 27 to November 16, 2018. Registration would begin on April 2<sup>nd</sup>. Ms. Lingenfelter stated that the registration date could change if not all the deans are prepared to use the Dean page by April 2<sup>nd</sup>. Ms. Lorion also proposed the retake exam dates as February 19-23, 2019. The 2018 score release dates will be determined once they are discussed with AACPM. Please see Appendix E.

Mr. Park noted that Prometric has been handling registration and score reporting for the CSPE at no charge, and the NBPME was grateful for their cooperation and assistance.

One area of concern in capacity is the number of ADA candidates. In the first year that NBOME handled the testing, there were four candidates requesting extra time for the notes. In the most recent session, 16 candidates initially requested additional time, and 8 actually tested as ADA.

A question was raised about how there came to be six first-time candidates in February. Ms. Lingenfelter explained that there were different reasons. In one case, a candidate missed the fall session because of National Guard duty. In other situations, students at some schools had just become eligible by finally passing the Part I examination in October after the fall sessions had closed.

Dr. Rodes asked Ms. North if AACPM needed to be compensated for the additional Part II CSPE score. Ms. North said that it's digitally transferred and it's only a minimal amount of additional work.

Ms. North was asked if there was a desire to have the scores sent directly to them from NBOME instead of from Prometric. Ms. North said that it doesn't matter as long as it's coming from NBPME or she had a notification stating a specified alternate source is authentic. The discussion was deferred to executive session.

#### **EXAMINATION COMMITTEE REPORT**

Dr. Naylor said that most items were already discussed in the open session and the remaining will be discussed during the executive session.

#### **CONTINUING EDUCATION REPORT**

The continuing education report was accepted and approved as presented.

#### **PRESIDENT'S REPORT**

Dr. Johnson reiterated the board's mission is that we exist to protect the public health. She also said that our vision is to produce valid and reliable exams that are acknowledged by licensing state entities for the podiatry profession. She also noted that we continue to work closely with other organizations and continue to attend their organizational meetings. She feels that everything continues to run smoothly.

#### **EXECUTIVE SESSION**

#### **FUTURE BOARD MEETING**

The board will meet for its annual meeting on July 14, 2018 at the Gaylord National Resort and Convention Center in National Harbor, MD (provided APMA can accommodate our meeting).

**ADJOURNMENT**

The board adjourned at 11:12 a.m.

Summarized by:

A handwritten signature in blue ink, appearing to read "Philip Park", with a stylized flourish at the end.

Philip Park  
Executive Director



**REPORT SUBMITTED BY LESLIE CAMPBELL, DPM, APMA BOT**

**ACCOMPLISHMENTS  
NOVEMBER 2017 – FEBRUARY 2018**

**CENTER FOR PROFESSIONAL ADVOCACY**

- With Assistance from APMA, Nevada Podiatric Medical Association was successful in reinstating “podiatry services” for adult beneficiaries in their state Medicaid program as of January 1, 2018.
- Innovation Grants were awarded to eight State Components to assist states advance scope of practice issue and physician definition.
- Provided resources and guidance to Alabama, Connecticut, Ohio, Michigan and Puerto Rico societies to assist with their upcoming scope of practice advocacy efforts.
  - Opioid abuse and prevention resources for podiatric offices were posted on-line on the APMA Compliance page.
- Sent letter to Doximity, a health care professionals’ networking site, advocating for inclusion of DPM credentials in name, as MD/DO credentials currently display on search pages, but DPMs do not.

**COMMUNICATIONS**

**Marketing/Communications**

- Continue to collaborate with AACPM and other stakeholders on career awareness. Currently conducting research with students (in conjunction with ASPMA) on their usage of social media to help inform a member social media strategy, as well as career awareness efforts.
- Continue to communicate actively with state components to assist with membership marketing. Membership recruitment campaign has achieved 68 percent of its goal as of January.
- Promoted APMA Registry and generated more than 1,200 registrations in 2017.
- Had brand audit recommendations approved by Board of Trustees and monies allocated for implementation.

**Publications**

- Open rates for digital publications continue to be strong, with average rates at 26 percent. Interaction rates are improving as staff apply findings from analytics and message testing and continue to segment content.

## **PR**

- Current social media standings:
  - o Facebook—38,000-plus
  - o Twitter—38,200-plus
- APMA created more than 1.8 billion media impressions in 2017. This statistic excludes social media impressions—it represents only earned media, i.e., coverage of APMA, podiatrists, and the profession in print, online, and broadcast media outlets.

## **Technology**

Relaunched APMA website with new design, information architecture, and search engine.

## **COUNCIL ON PODIATRIC MEDICAL EDUCATION**

- The Collaborative Residency Evaluator Committee conducted a workshop for approximately 20 new ABFAS and ABPM evaluators in Nashville on July 26. This full-day session prepared new evaluators to participate as observers in residency on-site evaluations this fall. Several experienced evaluators attended the workshop, using the session as a refresher.
- On a regularly scheduled basis, the council accreditation and approval documents are reviewed and revised by an ad hoc committee. The council's current schedule includes review of publications related to podiatric college evaluation and accreditation (CPME 120, Standards and Requirements for Accreditation of Colleges of Podiatric Medicine, and CPME 130, Procedures for Accrediting Colleges of Podiatric Medicine).

The committee met in February and May. As part of the review process, the committee reviewed the requirements for college accreditation utilized in numerous professions including allopathic medicine, dentistry, and osteopathic medicine. Input to the process was provided through a survey of the college community of interest.

Drafts of CPME 120 and 130 were approved by the council at its October 2017 meeting. The proposed document changes will be forwarded to the community of interest for comment. Final changes based on review of the comments received and adoption of the documents will be considered at the Council's April 2018 meeting.

- On a periodic basis, the council conducts a self-study process to review its mission, goals, purposes, and objectives. The council began its latest self-study during a full-day session at its April meeting. In preparation for the self-study, council staff collected information from the council's community of interest concerning the effectiveness of the agency. During its October meeting, the council formally adopted the self-study, which will be available on the council's website later this fall.

## DEVELOPMENT AND CORPORATE RELATIONS & APMA EDUCATIONAL FOUNDATION

- 2017 APMA Annual Scientific Meeting Results: Total grant and sponsorship (net) was approximately \$870,495 in sponsorship and grant funding has been secured in addition to an additional \$13,000 in expense reduction for one less non-CECH lunch program toward budgeted revenue projection of \$887,000 (with reduction from one less lunch on expense side). This total missed goal by \$16,505.00 or 1.75%.

The exhibit hall for 2017 hosted 203 exhibitors and generated \$645,080.00 in revenue. Additional income from post-meeting registrant data sales and e-ads totaled \$5,182.37. This total exceeded goal by \$25,262.37 or 4%.

Overall revenue from exhibit and sponsorship combined was \$1,520,757 which exceeded goal by approximately \$8,757.00.

- **Special project sponsorships:** Our goal for special projects is \$717,500 for FY 1718. We currently have two proposals for NON-CECH lecture series programs pending. If APMA secures these programs we will be closer to our goal at approximately \$690,000 for FY 17/18. Following are the most current updates and accomplishments since the previous report submitted towards fiscal year 1819.

APMA Weekly Focus – Exclusive sponsorship has been renewed by Valeant for the third year in a row for FY1819.

Regional Lecture Series Programs A new proposal was approved by Valeant for a NON-CECH RLS which will launched in January 2018. In addition a new regional CECH lecture program on pathology program is being launched this year at Midwest Podiatry Conference through an educational grant from Bako, and a new regional CECH lecture series program will be launched in January at the SAM Conference in Orlando through an educational grant from The Rhett Foundation. Two additional programs are pending for fiscal year 1819.

Young Physician's Program – PICA continues major sponsorship support for the APMA Young Physicians' Program through a 5-year agreement. PICA is the founding sponsor of the APMA Young Physicians' Program.

Public Relations Campaign – A proposal is pending with Spenco as part of their bundled proposal for 2018 public relations and social media campaign.

REdRC – The following sponsors have renewed their sponsorship support; PICA, Bako, and MediTouch EHR/HealthFusion. Two additional major sponsors are pending support for the fiscal year 1819.

Young Physicians' Institute (YPI)- Bako has renewed their sponsorship support for YPI, and proposals are pending for the 2018 YPI with 3 additional sponsors.

- **General – Unrestricted Entry Level Corporate Membership:**

In 2017, we had nine companies renew and two new companies join APMA's Corporate Membership program at the entry level. Corporate membership of \$2,500 is our basic/entry level sponsorship. The



following list is the current 2017 membership of companies which have provided \$26,433 in support of the podiatric profession towards an entry-level corporate membership goal of \$20,000. This level creates an opportunity for industry to get to know APMA and move up into higher sponsor levels.

### **EXECUTIVE DEPARTMENT**

- Negotiated a term sheet with Brandywine Properties for sale of APMA Headquarters. Contract based on term sheet has been drafted and is awaiting signatures.
- APMA is exploring a relationship with a vendor that will allow submission of MIPS Quality Data by members whose EHRs have not integrated with the APMA Registry.
- APMA continues to work to offer more member benefits through expansion and improvement of Affinity Program for members.
- APMA's is evaluating membership retention efforts and focusing on time frames when members do not renew and developing strategies centered around member retention by demonstrating value and communicating this to appropriate groups of members.
- Drs. Christina and Kraus were assured by AMA President-Elect and AMA Board Chair that the request for Official Observer Status at AMA HOD will be addressed at next AMA HOD in June in Chicago.
- APMA will reach out to the American Academy of Family Practice in early 2018 to try to establish a cooperative relationship with this organization focusing on shared goals and interests.

### **HEALTH POLICY AND PRACTICE**

#### **HEALTH POLICY AND PRACTICE HEALTH POLICY AND PRACTICE COMMITTEE:**

- Favorable new guidance for CMS directly addressing problematic NCCI guidance from NCCI with respect to the -59 modifier and coding of CPT 11055 and 11720
- Delay and reduction of Anthem -25 modifier reimbursement reduction, from a 50% reduction to a only 25% reduction
- Advocated for the podiatric profession and our member to CMS:
  - o APMA Submits Comments to the Dept. of Defense in response to its Review of Current TRICARE Regulations (Jan. 22, 2018)
  - o APMA Submits Comments to CMS on the Contract Year 2019 Policy and the Medicare Advantage Program (Jan. 16, 2018)
  - o APMA Submits Comments to CMS on MIPS Year 2 Final Rule (Jan. 2, 2018)

- o APMA Submits Joint Letter with the American Orthotic and Prosthetic Association (AOPA) on Proposed Changes to DMEPOS Quality Standards (Dec. 5, 2017)
- o APMA Submits Comments to CMS on Episode-Based Cost Measures (Nov. 20, 2017)
- o APMA Responds to CMS RFI on New Direction for CMMI (Nov. 20, 2017)
- o APMA Submits Comments to HHS on Proposed Draft Strategic Plan 2018–22 (Oct. 25, 2017)
- MACRA Made Easy education program updates –
  - o Webinars – ♣ Registry Reporting (October 30, 2017) ♣ MIPS Year 2 Final Rule (November 30, 2017)
  - o Created a MIPS 2018 performance period resource page for members to utilize

#### **CODING COMMITTEE:**

- Rolled out a new coding webinar series, “Surgical Coding” (began on September 20, 2017, four webinars were held in 2017 (over 200 views and averaging 50 total views) , with three more scheduled already in 2018 through March)
  - APMA’s Back to Basics programming has reached over 2200 members and averaged over 157 total views per webinar. The recordings continue to be a valued offering, based on the fact that 67% of total views (Back to Basics) are coming from these recordings.
  - Employed more aggressively marketing for CRC and APMA coding resources by exhibiting at various meeting including, OHFAMA (Columbus, OH), 2017 ASM (Nashville), UPMA (Midway), TXPMA Southwest (Frisco), ASPS (Baltimore), Region 8 (College Park, MD), Goldfarb Foundation (Valley Forge, PA), SAM (Orlando), and New York Clinical Conference (NYC). Additionally, APMA sponsored a Labor Day sale that generated over \$11,000 in revenue.
  - Provided CRC members with a detailed breakdown of the 2018 updates to ICD-10 codes that impact their reimbursement, as well updated 2018 ICD-10 codes in the CRC so that subscribers experienced a seamless transition on October 1, the new codes’ date of effectiveness.
  - 2017 CYTD gross revenue was \$395K
  - Current subscribers reflect over \$699K in total revenue (\$398K in current enrollment cycle and \$300K for future years) and over 1,400 subscribers
  - In 2015, APMA introduced multiyear subscriptions (2 and 3 year) and the total for FY 16-17 is \$166K (v \$96K in FY 15-16) in deferred payments for future fiscal years; FY18-19 amount is currently \$72K
  - For FY 16-17, revenue for years 2 and 3 subscriptions totaled 30% of total revenue, and the proportion appears to be increasing by year.
  - Contributed to getting additional ulcer specificity codes added to ICD-10
  - In FY 2016-17, presented at 7 regional meetings including the Expo and APMA’s Annual Scientific Meeting. APMA in 2017 presented at FPMA’s SAM meeting (Orlando, FL) Idaho Podiatric Medical Association’s “The Mountain - Winter Foot & Ankle Conference” (Sun Valley, ID), Iowa Podiatric Medical Society’s “Spring Practice Management Seminar” (April 8, Des Moines, IA), APMA Practice Management Expo (May 21, National Harbor, MD),OHFAMA Scientific Meeting (June 8, Columbus, OH), 2017 ASM (Nashville, TN), UPMA meeting (Sept 8, Midway, UT), and the William L. Goldfarb Foundation - 45th Annual Clinical Conference (November 9–12, 2017) in Valley Forge Casino Resort, King of Prussia, PA.

## **LEGISLATIVE ADVOCACY**

### **VA PROVIDER EQUITY ACT (HR 1058 / S 1871)**

- House introduction by Dr. Wenstrup (R-OH) on February 14, 2017.
- Legislative hearing held on May 2, 2017.
- CBO score released on July 19, 2017.
- Mark-up hearing held on July 19, 2017
- AAOS/AOFAS endorsement received July 19, 2017.
- House passage July 24, 2017 on consent agenda.
- Held meeting with Chairman of the Senate VA Committee, Senator Isakson (R-GA), on August 28, 2017 and secured his support for moving the bill through regular order.
- Senate introduction by Dr. Cassidy (R-LA) on September 27, 2017.
- As of November 1, 2017, we have secured 1 (one) Senate cosponsor of the Department of Veteran's Affairs Provider Equity Act (S 1871).

### **HELLPP Act (HR 1542/S 1533)**

- House introduction by Rep. Johnson (R-OH) and Rep. DeGette (D-CO) on behalf of themselves and 15 additional members of Congress on March 15, 2017.
- Senate introduction by Sen. Grassley (R-IA) and Sen. Stabenow (D-MI) on behalf of themselves and three additional members of Congress on July 12, 2017.
- As of November 1, 2017, we have secured 50 bipartisan cosponsors for the HELLPP Act in the US House of Representatives and six bipartisan cosponsors for the bill in the US Senate.

### **OTHER LEGISLATION**

- Bipartisan IPAB Repeal legislation (HR 849) passed US House on November 2, 2017. Not known at this time whether the Senate will consider similar legislation, or will try to wrap this into a larger package. We continue to monitor and advocate for quick passage of a clean bill to repeal this provision of the ACA.

## **MEMBERSHIP SERVICES**

- The national membership recruitment campaign launched in-full on March 1, 2017. Our target number of new members is 1,089 by the end of this fiscal year. That number represents a six percent increase in market share for every state. We are currently at 68 percent of our goal with 742 new members as of January 2, 2018.
- Monthly reporting to the components continues. These reports assist the components in keeping their data in sync with APMA and allow for grassroots membership recruitment activities.

- APMA student membership was launched June 2012. Students in the nine podiatric colleges may opt-in to APMA membership through the APMA website. Approximately 99 percent of the total student population has opted in.
- The national resident membership recruitment campaign was launched June 1, 2013, and has proven successful in recruiting recent graduates into APMA membership.
- Data on residents in a Council on Podiatric Medical Education approved program has been collected and imported into the database. This allows for reporting to the components on nonmember residents in their state and allows for membership marketing activities by APMA.
- 32 components allow APMA to handle their dues collection process. The online dues payment program is available to members in these components.
- The 2017 fall podiatric college visits have been completed. A new video was developed featuring Priya Parthasarathy, DPM and the hard copy opt in form was updated. The easy one step online opt-in form will continue to be available.
- The 2018 spring college visits are ongoing and include representation from a member of the Young Physicians Leadership Panel at each college. The slides and other materials have been updated to include more of a peer-to-peer approach.
- 2017 annual reports from the affiliated and related organizations have been collected. The Affiliate Review Committee will be meeting in the near future to review these reports.
- The campaign to waive past dues of any former member was launched June 1, 2012. Tracking of those who have joined through this campaign reflect a high retention rate and thereby a recoup of the dues written off within a one to two year period.

### **SCIENTIFIC AFFAIRS**

- The APMA Registry was approved by CMS as a Qualified Clinical Data Registry (QCDR) for 2017 and 2018.
  - o We currently have one integrated EHR vendor: MediTouch by NextGen, previously by HealthFusion. Podiatrists who use MediTouch will be able to submit quality measures to the APMA Registry in addition to attesting for Clinical Practice Improvement Activities (CPIA) and Advancing Care Information (ACI).
  - o Any podiatrist, regardless of their EHR vendor's integration status will be able to attest through the APMA Registry for CPIA and ACI categories for the 2017 and 2018 MIPS performance years.
  - o There are 18 quality measures in the APMA Registry for the 2018 performance year. Six of the 18 measures are part of the podiatry specialty measure set for 2018.
  - o As of 1/10/18, there are close to 1,200 APMA members who requested access to use the APMA Registry.
  - o As of 1/10/18, we have contacted 29 EHR vendors to start the conversation of vendor integration.
  - o Working with Prometheus Research on a more efficient registration process. Hope to have

this running by the end of January 2018 with links for login sent to members by the end of January 2018.

o We are working with Prometheus Research on being able to obtain claims data through the APMA Registry for 2018. We had a kick-off meeting with TriZetto and MediTouch.

- In the beginning stages of considering topics for quality outcome measures to be developed.
- APMA's CPAC continues to monitor all Choosing Wisely recommendations being submitted by other organizations/specialties and making comments as necessary.
- Working with Society for Vascular Surgeons for June 2018 joint program in Boston, MA at the SVS Vascular Annual Meeting.
- Helping to review a draft of the Infection Control guide that ADOPT/CDC will publish. • Continue to work as part of HL7 workgroup for EHR Functional Model for Podiatry.
- Working on developing practice survey with input from all departments to go to all members in March 2018.
- Preliminary work with APMA member Bruce Blank, DPM on a podiatry merit badge application to submit to the Boy Scouts of America.
- Continue to reach out to additional REdRC presenters. Two additional lectures have been received and are being formatted for the website.
- Kyle Bruce, DPM, MPH (APMA/TDI Public Health Fellow '15) continues to serve on the Hospital Harm Performance Measure Technical Advisory Group with CORE and is now also serving as the Steering Committee member to The Medical Society Consortium for Climate and Health.
- Chia-Ding (JD) Shih, DPM, MA is the current APMA/The Dartmouth Institute for Health Policy and Clinical Practice Public Health Fellow. He has selected his internship and capstone projects and is more than half way through the MPH program.
- Rachel Albright, DPM has accepted the APMA/TDI Public Health Fellowship position for the 2018-19AY.
- Working with Committee to End Health Care Disparities on a proposal for funding for an unconscious bias session/lecture. There has been discussion about potentially making this available to members, possibly for online CECH.
- 56 APMA student members (representing 6 colleges of podiatric medicine) were awarded a scholarship for membership in the APHA POD Section.
- Public health priority areas for this year remain opioid reduction strategies (HOD resolutions 8-17), cannabis prescribing (HOD resolutions 11-17), healthy aging (HOD resolutions 7-17), and physician wellness (HOD resolutions 9-17).
- APMA's PHPPMC and CPAC submitted a position statement to the National Academy of Medicine regarding clinician resilience and well-being and we are working on resources regarding this topic.
- Scientific Affairs in conjunction with the Annual Meeting Committee has nearly finalized the educational program for the APMA 2018 Annual Scientific Meeting (The National), July 12- 15 at the Gaylord National Resort & Convention Center in Washington, DC. The educational program will offer up to 27.5 continuing education contact hours (CECH). Several new topics and more surgery will be included in the educational program this year. A diverse faculty, including 18 Young Physician members and many new speakers, will be invited to participate in the educational program. Rep. Brad Wenstrup,

DPM (R-OH), the first podiatrist to serve as a US Congressman, will open The National with a keynote address Thursday morning. Now in his third term, Dr. Wenstrup, a veteran of the Iraq war and Army Reserve officer, has distinguished himself not only as a legislator, but also as a powerful advocate for veterans and the profession of podiatry. Five APMA Clinical Education Affiliates & Related Organizations (AAPP, AAWP, ACFAP, ASPM, and ASPS) will hold tracks on Friday afternoon. The National will also feature four new hands-on workshops also on Friday afternoon—MIS Bunion and Ankle Fracture, Medial Double Arthrodesis, Wound Care, and Osteopathic Manipulative Treatment (OMT).

- Scientific Affairs released the 2018 Call for Abstracts for The National on January 2 with a deadline of January 26 for abstract submissions.
- In January, APMA provided one CECH and two non-CECH Regional Lecture Series programs to the Science and Management (SAM) Symposium and New York Clinical Conference, and one CECH program to the Michigan Great Lakes Conference. CECH and Non-CECH Regional Lecture Series programs are also planned for the Midwest Podiatry Conference, Region 3 Conference, and Western Foot and Ankle Conference this year.
- The Podiatric Seals Committee evaluated 71 new product submissions for the Seal of Acceptance and Seal of Approval in 2017. 2018 is off to a great start with several new submissions and renewals being processed.

### **YOUNG PHYSICIANS**

- Michael Sganga, DPM, YP Liaison to COTH, and Dyane Tower, DPM, MPH, MS, Director of Clinical Affairs attended the AACPM Council of Teaching Hospitals (COTH) meeting on October 21 in Denver. Topics discussed included student recruitment, career awareness, DPM Mentor Network, residency program concerns, logging, residency competency, student interview/matching, legislative advocacy, and updates from constituents.
- The YPLP developed and submitted the Lauge-Hansen classification system for a pilot interactive educational project. This project is ongoing.
- On August 24, APMA's Young Physicians' Program held a joint webinar with the ResidentFellow-Student section of SIR. The webinar was "Podiatry and IR: Toes and Flows" and Stephen C. Schmid, DPM, represented APMA.
- 19 YPs served as speakers and/or moderators at The National in Nashville, TN.
- The Young Physician Transition Series that Steve drafted during the last Board meeting is taking shape thanks to the work of the YPLP and the Educational Needs Task Force ("ENTF," composed of APMA staff).
- This year's YPI will be held October 12-14 at the Holiday Inn Vanderbilt in Nashville. We're hopeful that the change in location will help to increase attendance.
- The educational needs survey results were reviewed by the YPLP and the ENTF. Findings indicate the need for content on career planning, contract negotiations, and financial planning. Also essential are billing and coding and student debt management which are already available. The survey also reflects the need for additional content sources; such as, infographics, podcasts, and social media.

- APMA has again partnered with the Boards (ABFAS and ABPM) to host a reception during CRIP in Frisco, TX. The reception is an opportunity to remind/introduce students to the Young Physicians' Program and APMA's support as they transition from student to resident.
- The YPLP will meet on January 16. The agenda includes the interactive educational project; updated website content; the educational needs survey and task force; and, the young physician transition series.
- The spring college visits will focus on peer-to-peer outreach and will include a carefully selected and trained young physician.

# Federation of Podiatric Medical Boards

12116 Flag Harbor Drive ♦ Germantown, MD 20874 ♦ 202-810-3762 ♦ [www.fpmb.org](http://www.fpmb.org)

Office of the Executive Director  
Russell J. Stoner

**DATE:** February 19, 2018  
**TO:** National Board of Podiatric Medical Examiners  
**FROM:** Federation of Podiatric Medical Boards  
**SUBJECT:** NBPME Meeting Report

## ➔ Mission



The Federation of Podiatric Medical Boards' mission is to be a leader in improving the **quality**, **safety** and **integrity** of podiatric medical health care by promoting high standards for podiatric physician **licensure**, **regulation** and **practice**.

## ➔ April 2018 Executive Board Meeting

The Federation of Podiatric Medical Boards (FPMB) will hold its next Executive Board meeting Friday, April 27-28, 2018 in Charlotte, North Carolina. A Director vacancy will be filled at this meeting. The strategic discussion portion of the meeting will include the following topics:

- Board Immunity (*NC v. FTC*)
- Occupational Licensure Reform (*FTC, US Congress*)
- Interstate Medical Licensure Compact
- Fostering Membership Engagement



The Executive Board will also hold a lunch meeting focused on the Interstate Medical Licensure Compact and the Professional Licensing Coalition (*board immunity & occupational licensure reform*) with the leadership of the Federation of State Medical Boards.

*Federation of*  
**STATE**  
**MEDICAL**  
**BOARDS**



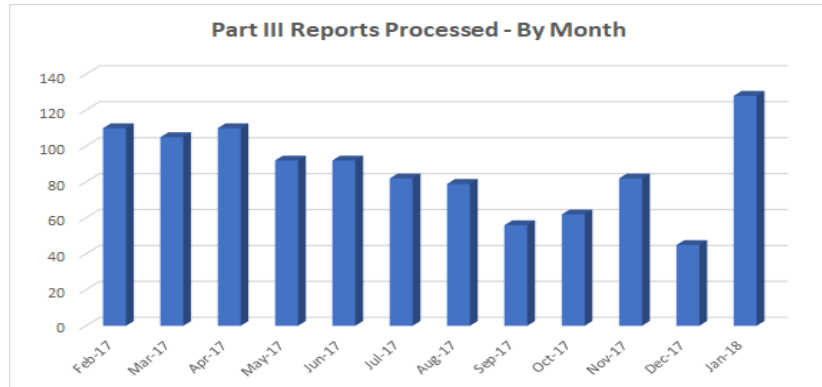
## ➔ Mission in Action – Licensure

---

*The FPMB processed 1,043 Part III reports in the past 12 months. Its Disciplinary Database tracks actions against more than 2,300 podiatrists.*

---

The FPMB plays a critical role in the licensure process for State Boards by providing certified APMLE Part III score results (1,043 over the past 12 months) and disciplinary action reports. The disciplinary data bank is the largest in podiatry. It tracks actions against more



than 2,300 podiatrists as reported by State Boards throughout the country on a continual basis. It is used by both State Boards and credentialing verification organizations.

---

*The FPMB is the easiest and fastest part of the licensure process through its processing of Part III and Disciplinary reports.*

---

The FPMB continues its efforts to maintain its goal of “being the easiest and fastest part of the licensure process for both podiatrists and State Boards.” The following are key data points highlighting our success:

**>98%**

Orders originating from the secure FPMB online system

**>92%**

State Boards participating in secure electronic delivery

**<15 Minutes**

Median FPMB processing time (order placed and processed by FPMB)

**<½ Business Day**

Median turnaround time (order placed, processed and received by State Board)

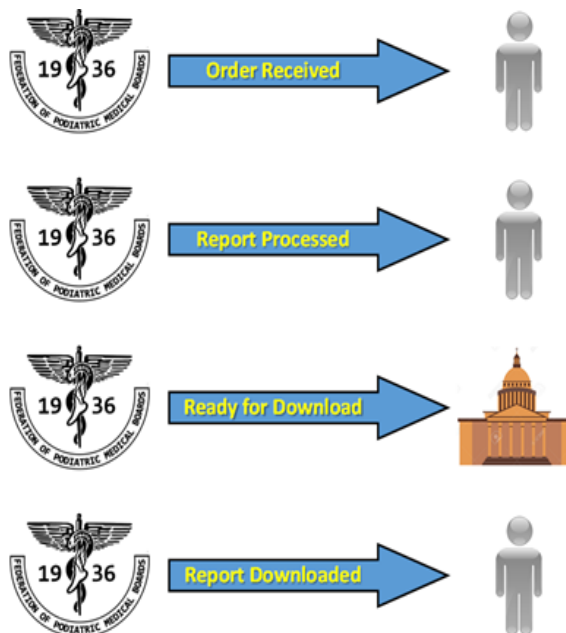
---

***The FPMB communicates with podiatrists and State Boards at each step of the Part III & Disciplinary ordering process.***

---

As part of FPMB communication procedures, podiatrists and State Boards are kept informed of the progress of an order:

1. The podiatrist receives an email notification / receipt that their order has been received with information of next steps.
2. When the FPMB processes the order:
  - a. the podiatrist receives an email notification with an **estimate of when the State Board will download the report\***; and
  - b. the State Board receives an email with a link and instructions to download the report.
3. When the State Board downloads the report, the podiatrist receives an email notification that the process is complete.



*\*Not all State Boards respond in the same timeframe; therefore, it is important to manage expectations for podiatrists placing orders.*

Both podiatrists and State Boards appreciate these communication procedures:

- **Podiatrist** – *“Thank you for acknowledging and confirming that the [State Board] received the Part III report the FPMB sent.”*
- **State Board** – *“We appreciate not having to ‘chase down’ Part III reports.” and “You are awesome. That was super-fast.”*

---

***Secure electronic delivery minimizes the types of situations that lead to customer service challenges.***

---

First, the electronic documents are **encrypted** and **secured** from tampering. The documents also feature **watermarks**. Second, the secure electronic delivery functionality minimizes the types of situations that lead to customer service challenges by:

- **Monitoring electronic delivery and proactively reaching out to any State Boards that delay downloading reports.**
- Maintaining a delivery audit trail to confirm that State Boards did download the report, including the user name and date & time of the download.
- Enabling State Boards to electronically request that a misplaced report be re-posted.



---

## *The FPMB provides exceptional customer support.*

---

The FPMB provides exceptional customer support to podiatrists and State Boards. Podiatrists seeking to place an order on the FPMB's website are provided answers to common questions, such as:

- How are reports sent to State Boards?
- How long is turnaround time?
- How will you know that the FPMB received your order?
- How will you know that the FPMB processed your order?
- How will you know that the State Board received your order?



## **What happens when podiatrists require one-on-one support?**

### **Questions about Placing an Order**

Although it is rare (*ex: question about when the podiatrist took the Part III exam*), podiatrists sometimes have questions about placing an order. They have the option to email or call for fast, friendly support that is always accurate and helpful.

### **Questions about State Board Receipt of Reports**

The FPMB promptly processes and delivers reports; tracks and records when a State Board downloads reports; and provides State Boards with the ability to easily search for past reports delivered and request one to be re-posted. Despite all of this, there are times that a State Board erroneously informs a podiatrist that they did not receive a Part III and/or Disciplinary report.

The FPMB recognizes that this is a high-stress, time-sensitive situation for the podiatrist. FPMB support provides peace of mind in these situations; **it is empowered to re-post any report and resolve the matter in minutes, often seconds.**

## **Special NBPME Support**

For certain rare situations, the NBPME desires that the FPMB take special action when specific Part III reports are requested (*ex: notify the NBPME of the request*). The FPMB supports this via the report flagging functionality in its reporting system, which has been successfully utilized.

---

## *The FPMB sets the bar high for report ordering services.*

---

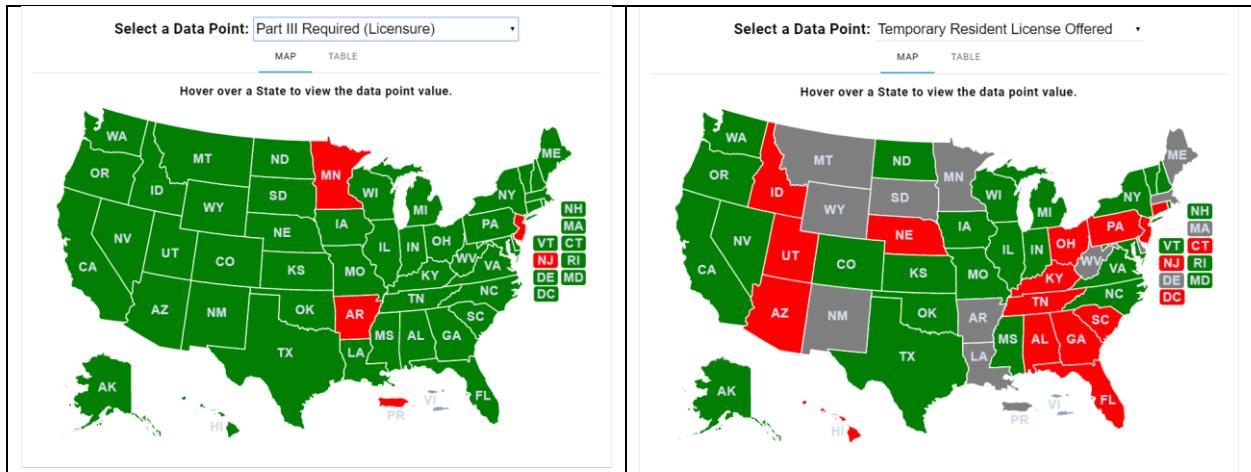
The FPMB is proud of the high level of service it offers in providing certified APMLE Part III score and Disciplinary action reports to support the podiatric licensure application process. It continues to receive frequent positive feedback from both podiatrists and State Boards. Thus, the FPMB is exploring other opportunities to provide its high level of service to support the podiatric licensure application process.



*The FPMB website is a mobile-friendly  
valuable resource for the podiatric community.*

The FPMB’s **mobile-friendly** website is a valuable resource for the podiatric community. In addition to the popular online ordering page for Part III and Disciplinary reports, the [Member Boards Info / Compendium](#) webpage provides a wealth of information. Data for each State Board is provided in map, list and table format.

*Example: Two of the 15+ Data Points Displayed in Map Format*



The FPMB is pleased by the feedback it has received. For example: *“I love your Federation website! It is the most interesting, best thought-out, informative and colorful site I've seen!”*

*The FPMB website also provides “info cards” for each State Board,  
and includes links to podiatric medical colleges.*

**New York**

CONTACT	GENERAL	LICENSURE	REGULATORY
<p><b>New York State Education Department</b> 89 Washington Avenue, 2W Education Building Albany, NY 12234 <a href="http://www.op.nysed.gov/prof/pod/">http://www.op.nysed.gov/prof/pod/</a></p>	<p><b>Seth Rockmuller</b> Executive Secretary 518-474-3817 x180 (fax) 518-402-5944 <a href="mailto:podbd@mail.nysed.gov">podbd@mail.nysed.gov</a></p>		
<p><b>New York College of Podiatric Medicine</b> <a href="http://www.nycpm.edu/">http://www.nycpm.edu/</a></p>			
<p><b>New York State Podiatric Medical Association</b> <a href="http://www.nyspma.org/">http://www.nyspma.org/</a></p>		<p>212-996-4400 <a href="mailto:mborden@nyspma.org">mborden@nyspma.org</a></p>	
<p><b>Last Updated: 4/21/2010</b></p>			
<div style="border: 1px solid gray; background-color: #ccc; padding: 5px 10px; display: inline-block;">CLOSE</div>			

## ➔ Mission in Action – Regulation

The FPMB assists State Boards as they review and revise their regulations. In the past, this included a “Model Law” developed collaboratively with the State Boards. Currently, this includes the FPMB enabling and fostering inter-State Board communication.



For example, last year, the FPMB submitted a “request for information” related to Part III requirements on behalf of the South Dakota Board of Podiatry Examiners. Specifically, the request focused on podiatrists seeking licensure in a new state (reciprocity) who had not taken the Part III because it was not available or required in their current state of licensure.

## ➔ Mission in Action – Practice

American Podiatric Medical Association (APMA) State Components (State Associations) serve a vital role in podiatry, particularly regarding podiatric practice. The FPMB supports State Associations via its website:

- **Podiatry and Related Links** webpage
  - Links in State Associations section
- **Member Boards Info / Compendium** webpage
  - Links in State Board info cards
- **Prospective Member Referrals** service
  - Connects podiatrists seeking licensure with their respective State Association(s)

## ➔ North Carolina State Board of Dental Examiners v. Federal Trade Commission

Following the U.S. Supreme Court’s February 2015 decision in *North Carolina State Board of Dental Examiners v. Federal Trade Commission (FTC)*, lawsuits have been filed against a wide range of state professional and occupational licensing boards, including state medical boards. State licensing boards across the nation exist to ensure the public health, safety and welfare.




Before the Supreme Court’s ruling, state licensing boards were considered to be actors of the state. As such, federal antitrust laws did not apply to state licensing boards, so long as such actions were taken in accordance with state policy. However, the Supreme Court ruled in the NC Dental case that state licensing boards, comprised of active market participants, can in fact be considered private organizations (not ‘the state’) and thus are subject to antitrust liability, if not actively supervised.

At the same time, **state licensing boards, its volunteer members, and staff are now vulnerable to antitrust legal action in fulfilling their duties, which can result in trebled damage awards against the board and its members.** Significant damages could threaten state treasuries and the personal finances of volunteer board members and staff. In the last few years, **there have been over 30 related cases against 18 different states:**

- California (2)
- Connecticut
- Florida (2)
- Georgia (2)
- Idaho
- Indiana
- Kentucky
- Louisiana (3)
- Mississippi
- Missouri
- Nevada
- North Carolina (4)
- Ohio
- Pennsylvania (2)
- Puerto Rico
- Tennessee
- Texas
- Virginia

This uncertainty not only threatens taxpayers with damage liability for the board itself but has also led potential board members (with expertise in their field) to decline to serve on boards due to the potential for personal liability for damages and attorney’s fees, particularly where state responsibility for indemnification and defense, is unclear.

**The FPMB is seeking a legislative approach that would eliminate the potential for antitrust damage liability against boards, their members, and employees for conduct within the scope of their official duties, as well as for persons acting at their direction, while permitting injunctive relief by government enforcers and private parties.**



As a member of the **Professional Licensing Coalition (PLC)**, which includes the Federation of State Medical Boards (FSMB), the FPMB participates in bi-weekly conference calls, legislation drafting and lobbying. Last year, the FPMB met with Congressional staffers to advocate for a new legislative approach and to express concerns with the proposed “Restoring Board Immunity (RBI) Act of 2017”. As a condition of restoring board immunity, the RBI Act requires states to establish a **new** Office of Supervision of Occupational Boards with **day-to-day supervision duties.**

## ➡ FPMB –Member Benefits

The FPMB’s “Member Benefits” info-graphic is displayed on the next page. It summarizes the benefits the FPMB provides its Member Boards.

Respectfully submitted,  
Russell J. Stoner, Executive Director  
Federation of Podiatric Medical Boards



# Federation of Podiatric Medical Boards

Quality  
Safety  
Integrity



Licensure  
Regulation  
Practice

The FPMB membership is comprised of podiatric medical boards across all fifty (50) states, the District of Columbia, and Puerto Rico.

The FPMB Executive Board is comprised of members or employees from the member podiatric medical boards (Member Boards).

## MEMBER BENEFITS

### REPRESENTATION

The FPMB provides representation to:

- American Podiatric Medical Association (APMA)
- American Society of Podiatric Executives (ASPE)
- Federation of State Medical Boards (FSMB)
- National Board of Podiatric Medical Examiners (NBPME)
- Professional Licensing Coalition (PLC)



### PUBLIC POLICY & ADVOCACY

The FPMB supports its Member Boards by:

- Advocating for the restoration of antitrust immunity
- Exploring the establishment of an Interstate Podiatric Medical Licensure Compact
- Monitoring and reporting on the increased focus on occupational licensing reform

### PRIMARY SOURCE VERIFICATION (LICENSURE)

The FPMB provides primary source verification of:

- APMLE Part III Score Reports
- Disciplinary Action Reports

**UNDER 4 BUSINESS HOURS:** Median turnaround time from order placed to downloaded by Member Board.



### COLLABORATION & COMMUNICATION

The FPMB is a catalyst for its Member Boards by:

- Performing "Requests for Information" that collect and disseminate critical information that result in changes to requirements, regulatory structure, etc.
- Publishing key contact, general, licensure and regulatory information to be viewed and compared

Federation of Podiatric Medical Boards  
12116 Flag Harbor Drive  
Germantown, MD 20874

Phone: 202-810-3762  
Fax: 202-318-0091  
fpmb@fpmb.org / www.fpmb.org



**APMSA Report to the NBPME**  
Liaison: Christopher Girgis SCPM 2019  
Last Meeting: February 2018 Franklin, TN  
Next Meeting: July 2018- Washington DC

**Report Includes:**

- I. Clinical Skills Exam
- II. Student Feedback

**I. Clinical Skills Exam Inquiry**

I have received some questions regarding the contract length of the clinical skills exam, particularly if there is any plan to stop the exam. I have assured the students that it will be present for the indefinite future but would appreciate any information on this topic so I could relay it to the other students.

**II. Student Feedback**

During this last APMSA meeting in February 2018, there was an overwhelming amount of positive feedback in regards to this year's administration of the APMLE Part I and Part II Exams. Additionally, students appear to be pleased with the CSPE exam as well. On behalf of the students that I represent, thank you for all of the hard work that is put into administering these exams.

Respectfully submitted,

Christopher Girgis  
SCPM 2019  
APMSA Liaison to the NBPME





# NBPME Board Meeting

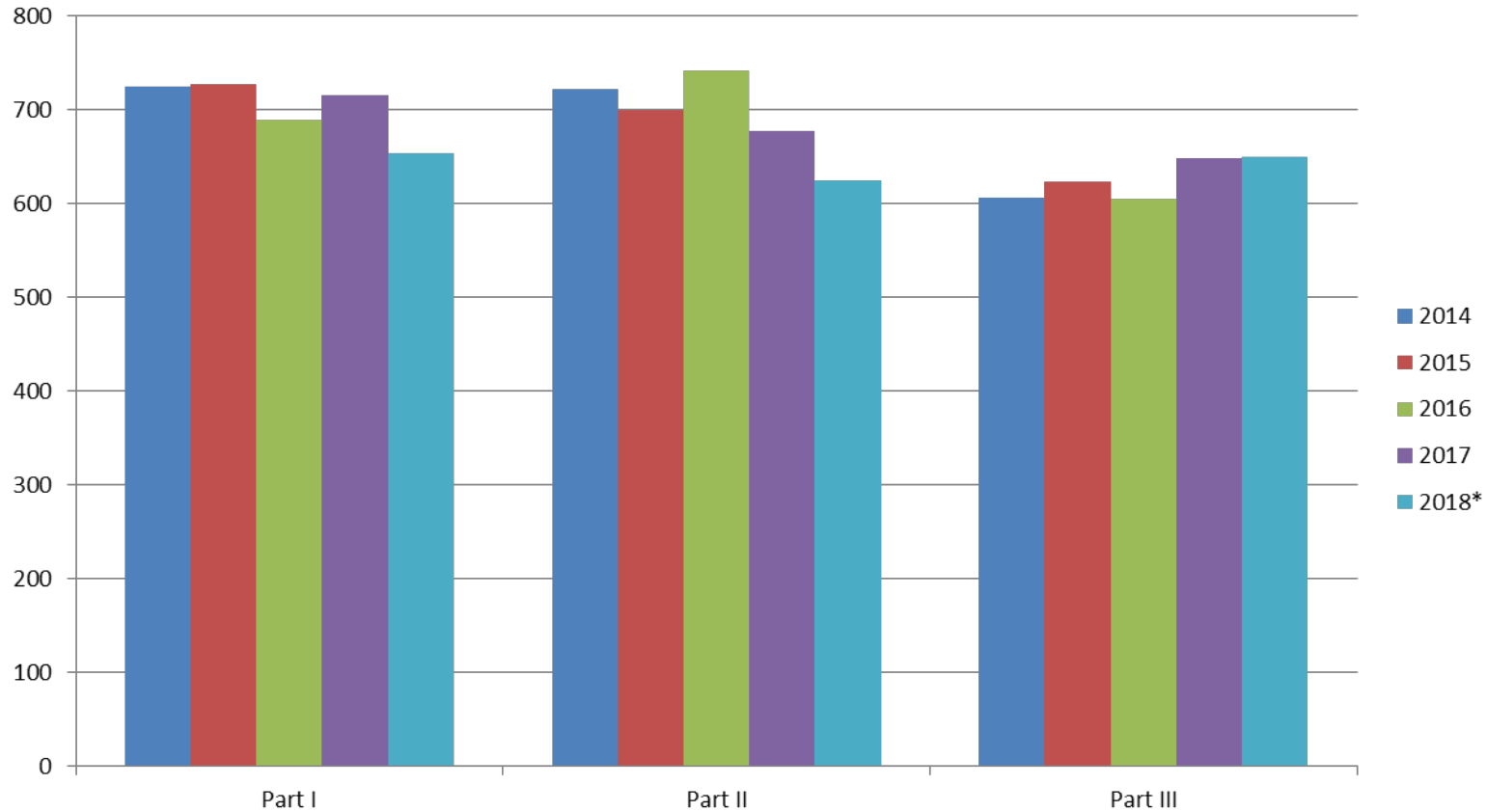
March 17, 2018

# Agenda

- + Operational Metrics
- + Organizational Updates
  - + Surpass
  - + ProAdmin
  - + Electronic Score Reports
  - + ProScheduler
  - + ProProctor
  - + DIV

# Operational Metrics

# NBPME Volume 2014-2018\*



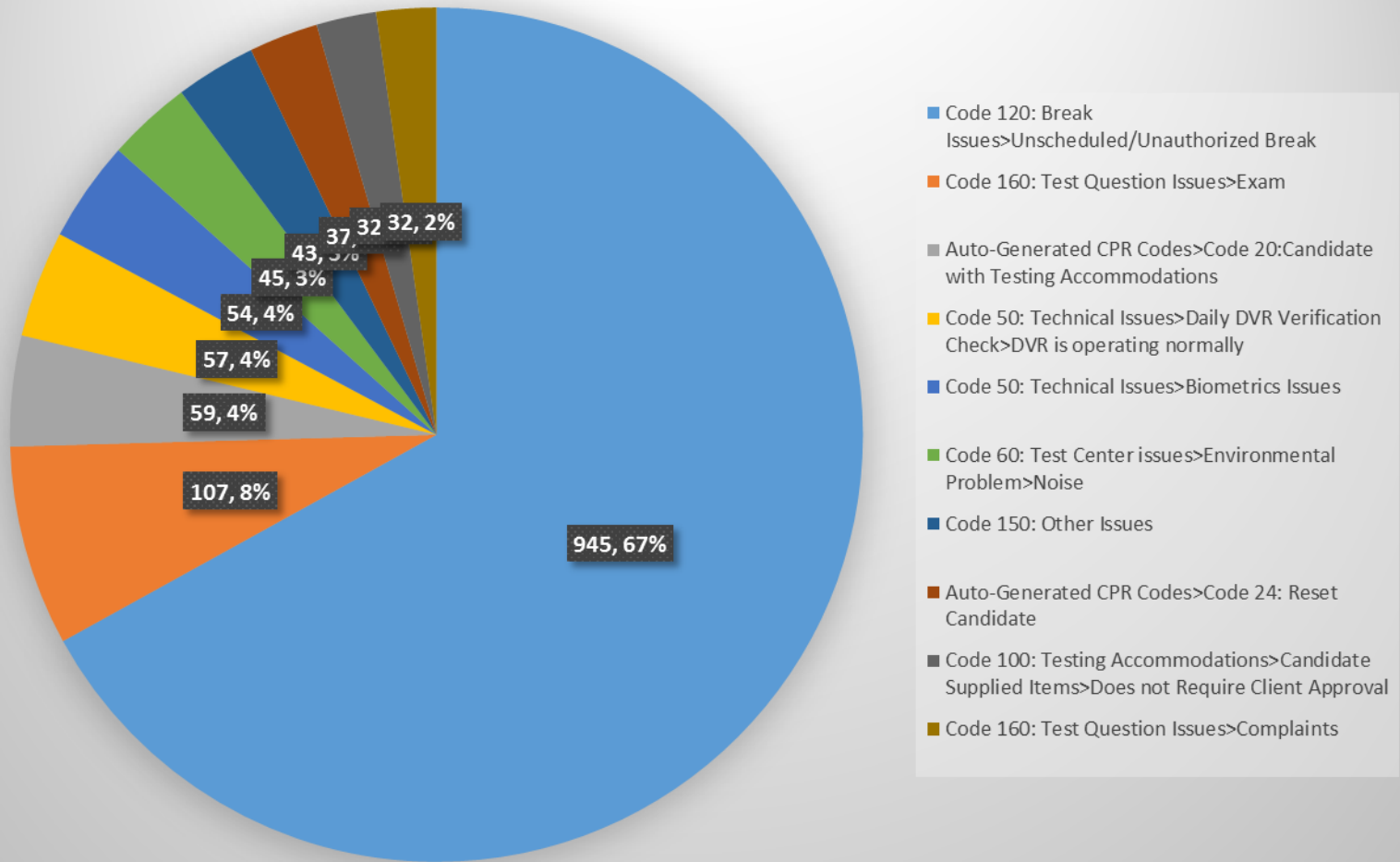
Year	Part I	Part II	Part III
2013	801	832	594
2014	725	722	606
2015	727	699	623
2016	689	742	605
2017	716	677	648
2018*	654	624	650

\*Indicates projected numbers

# CPR Overview – 2017 – 2018 YTD



## CPRs



## Displacements – 2017 to 2018 YTD



- + Inclement weather - 14
- + Testing Station Issue - 1
- + Controllable success rate = 99.97%

## Survey Data – 2016 – 2018 YTD

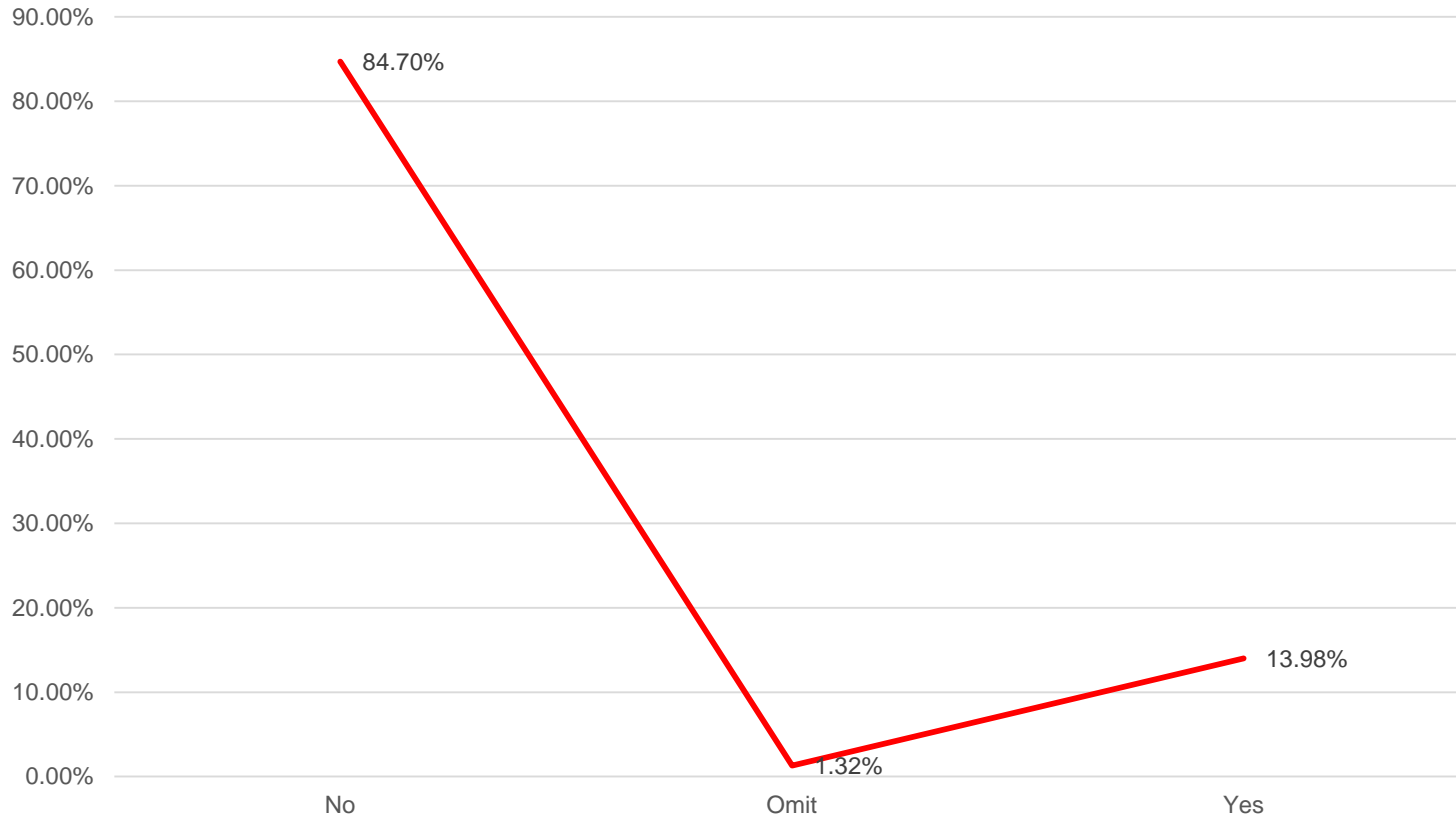


+ Approximately 4700 responses

# Survey Data – 2016 – 2018 YTD



Did you have difficulty scheduling your testing appointment?

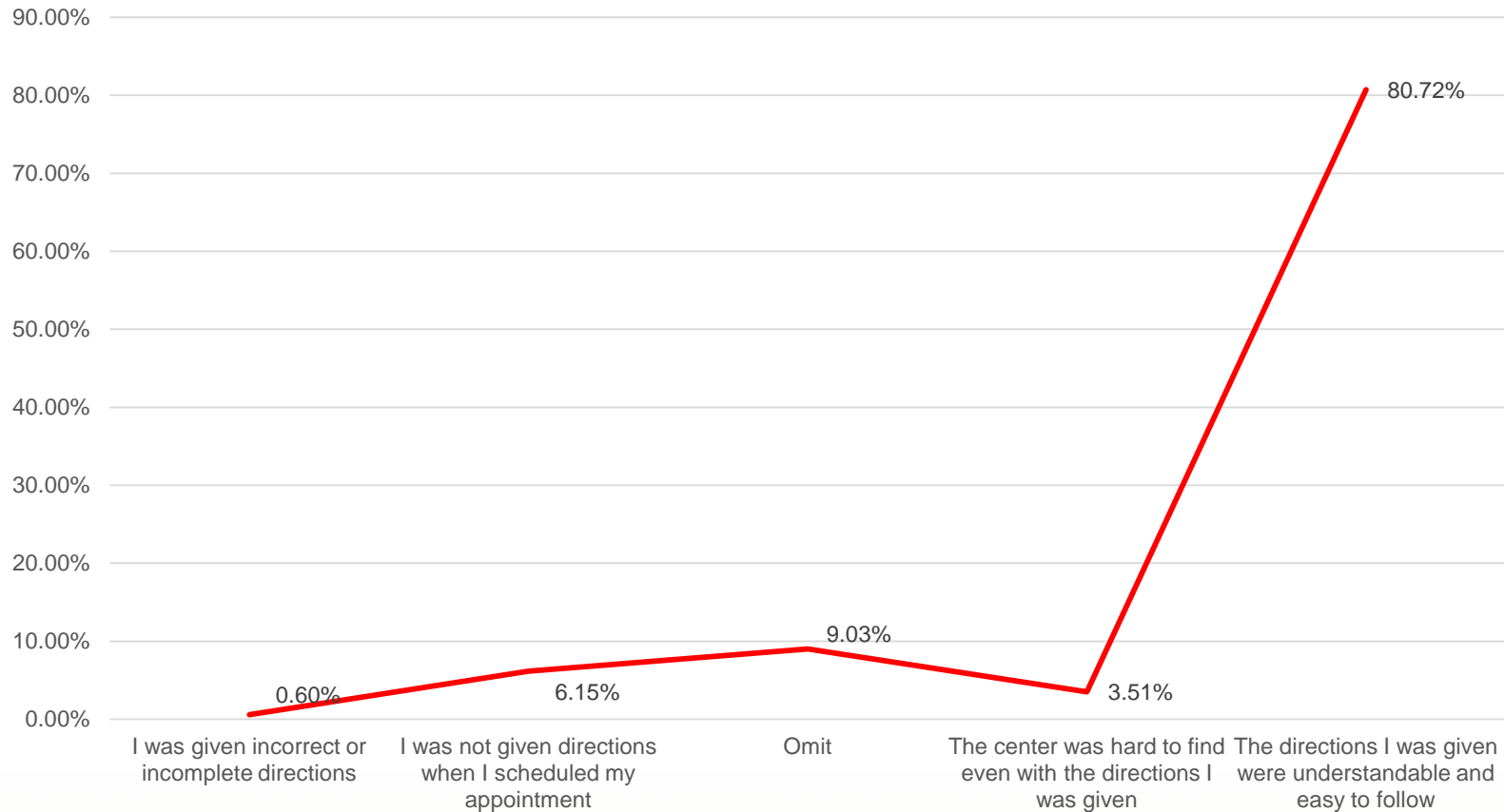




# Survey Data – 2016 – 2018 YTD



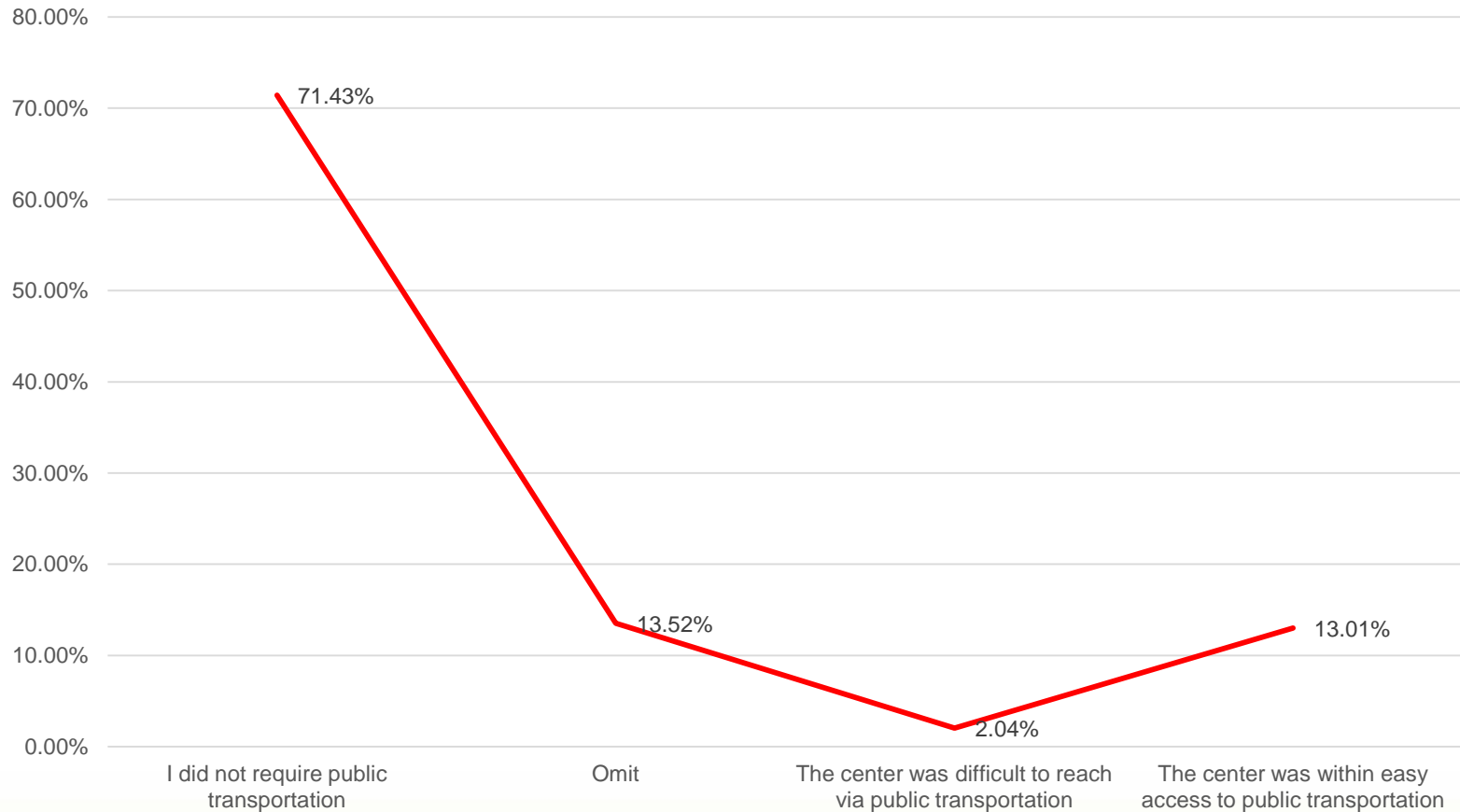
Which of the following comes closest to your experience in locating the test center?



# Survey Data – 2016 – 2018 YTD



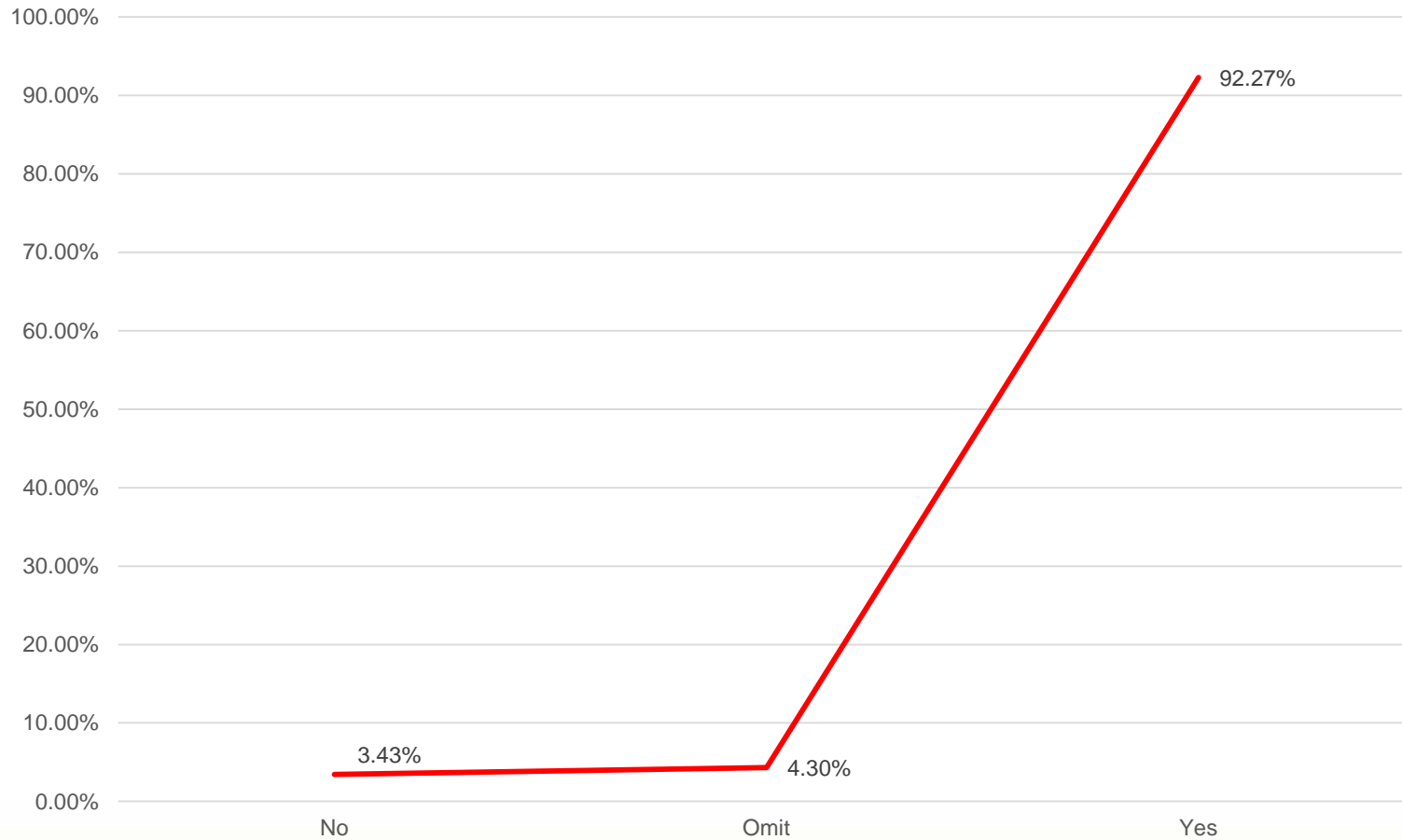
Which of the following describes your experience in using public transportation to get to the test center?



# Survey Data – 2016 – 2018 YTD



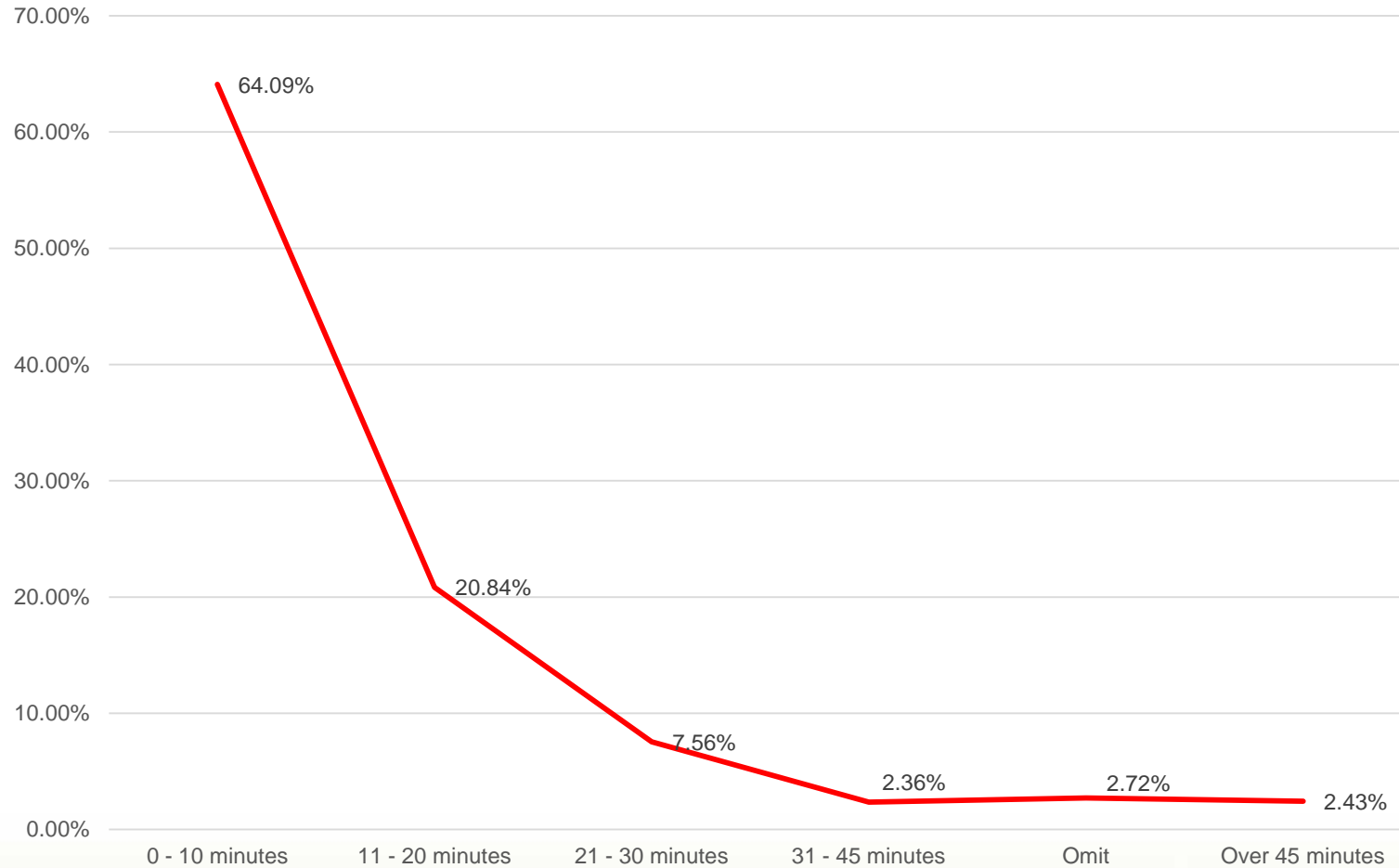
Were the check-in procedures handled quickly and courteously by the test center staff?



# Survey Data – 2016 – 2018 YTD



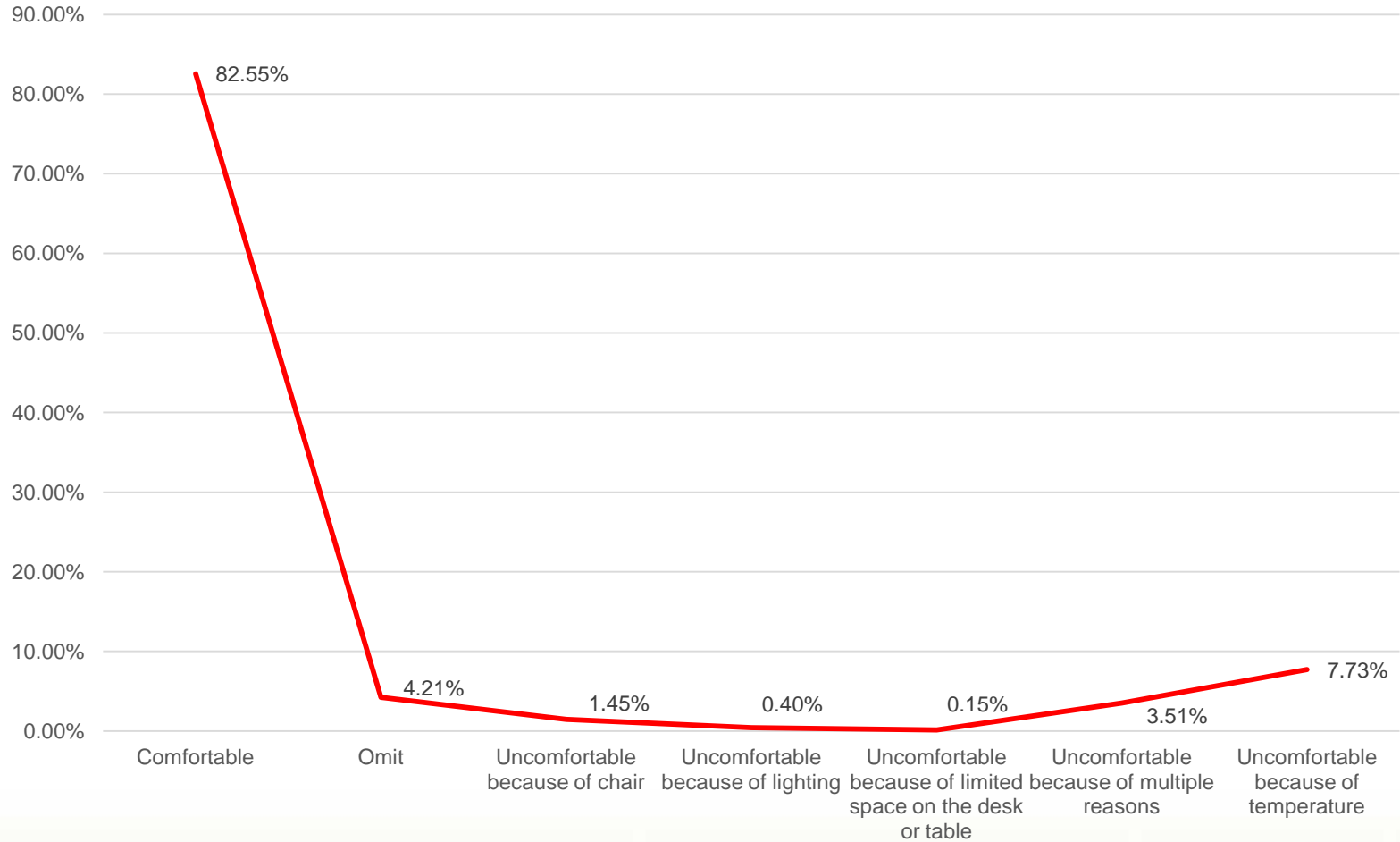
How long did you wait from the time of your appointment until you were taken into the testing room?



# Survey Data – 2016 – 2018 YTD



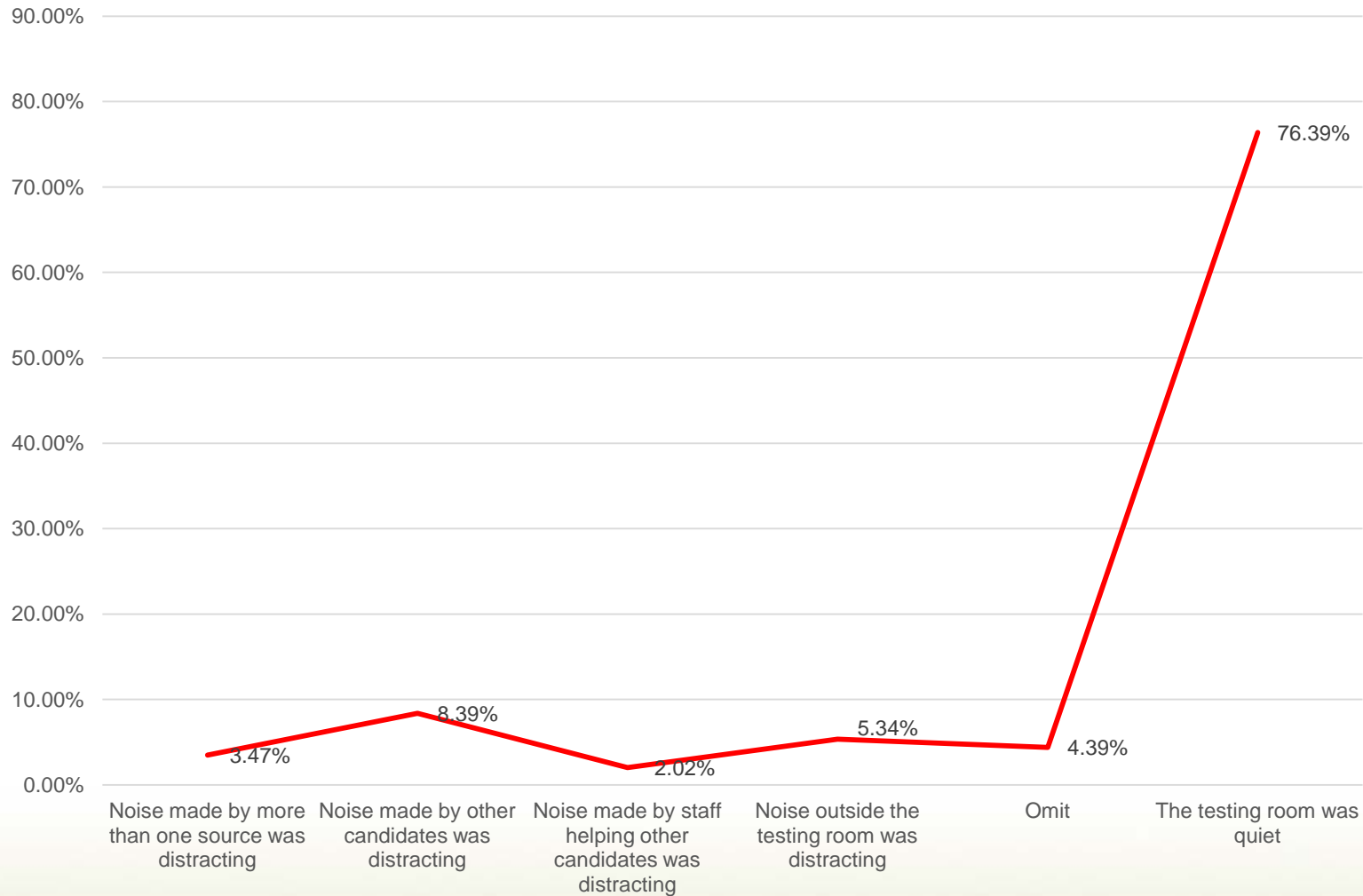
## How comfortable were you in the testing room?



# Survey Data – 2016 – 2018 YTD



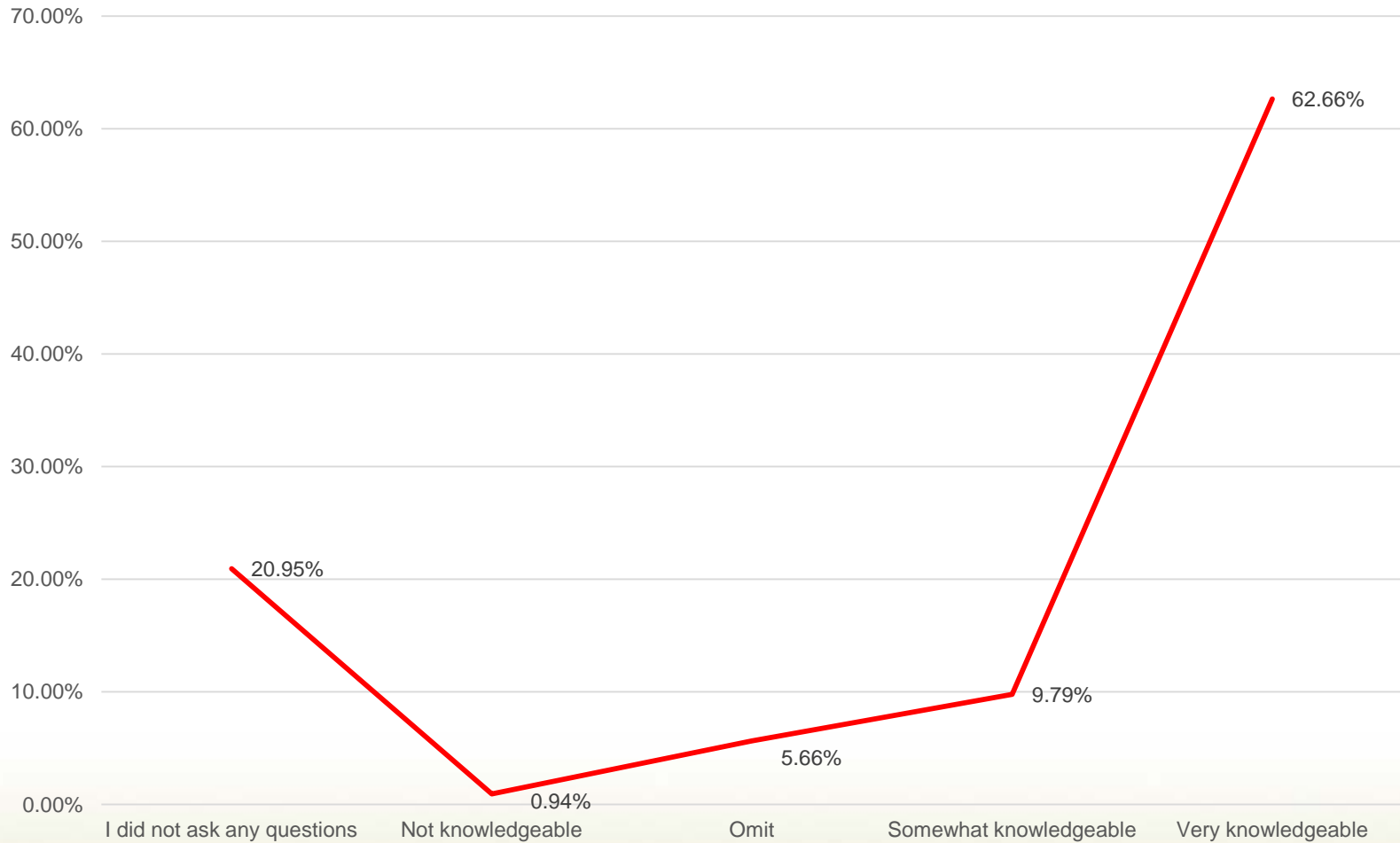
How would you describe the noise level in the testing room?



# Survey Data – 2016 – 2018 YTD



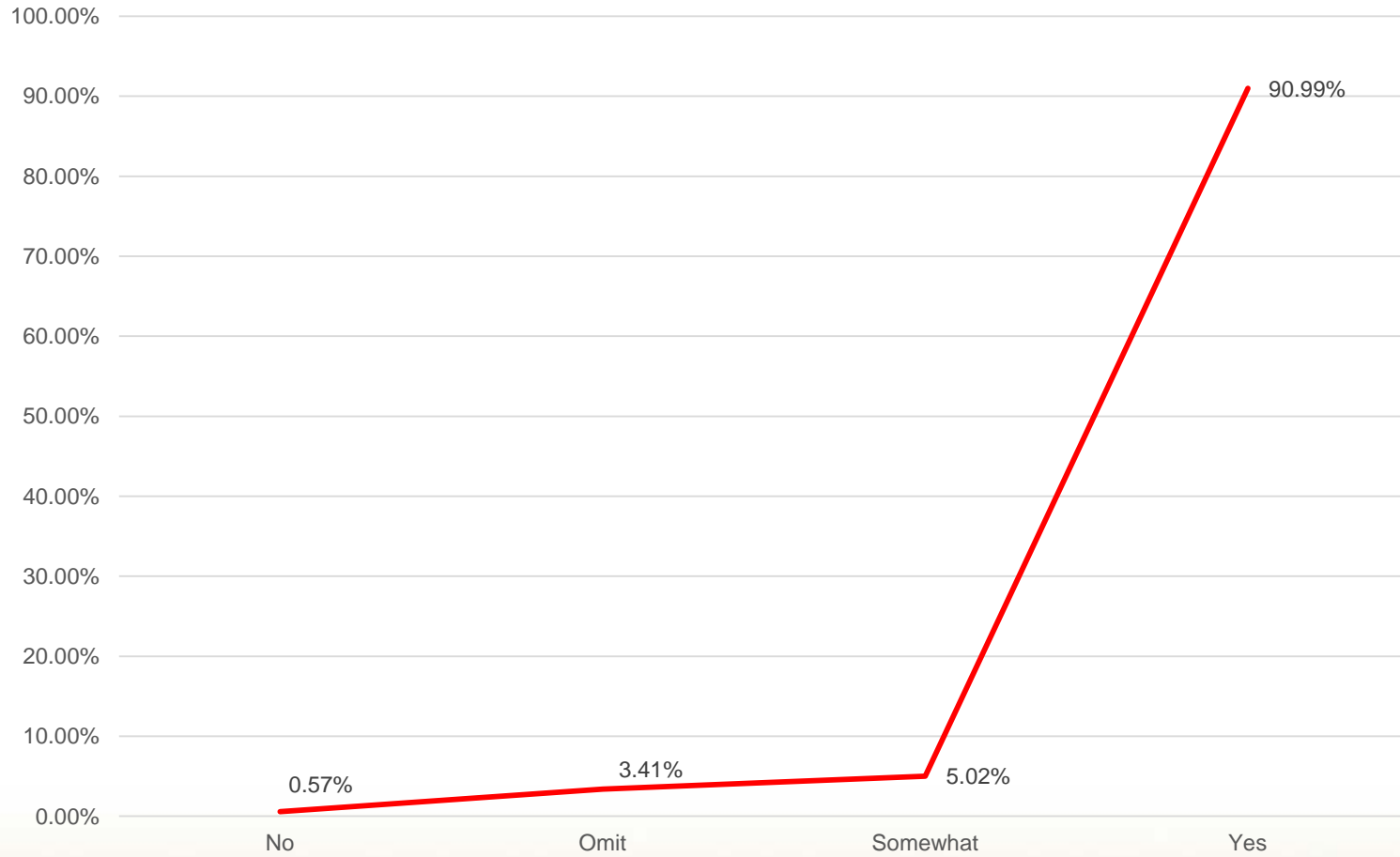
Was the center staff knowledgeable and able to answer questions about the test administration?



# Survey Data – 2016 – 2018 YTD



Did the center staff act in a professional and courteous manner?





# Survey Data – 2016 – 2018 YTD



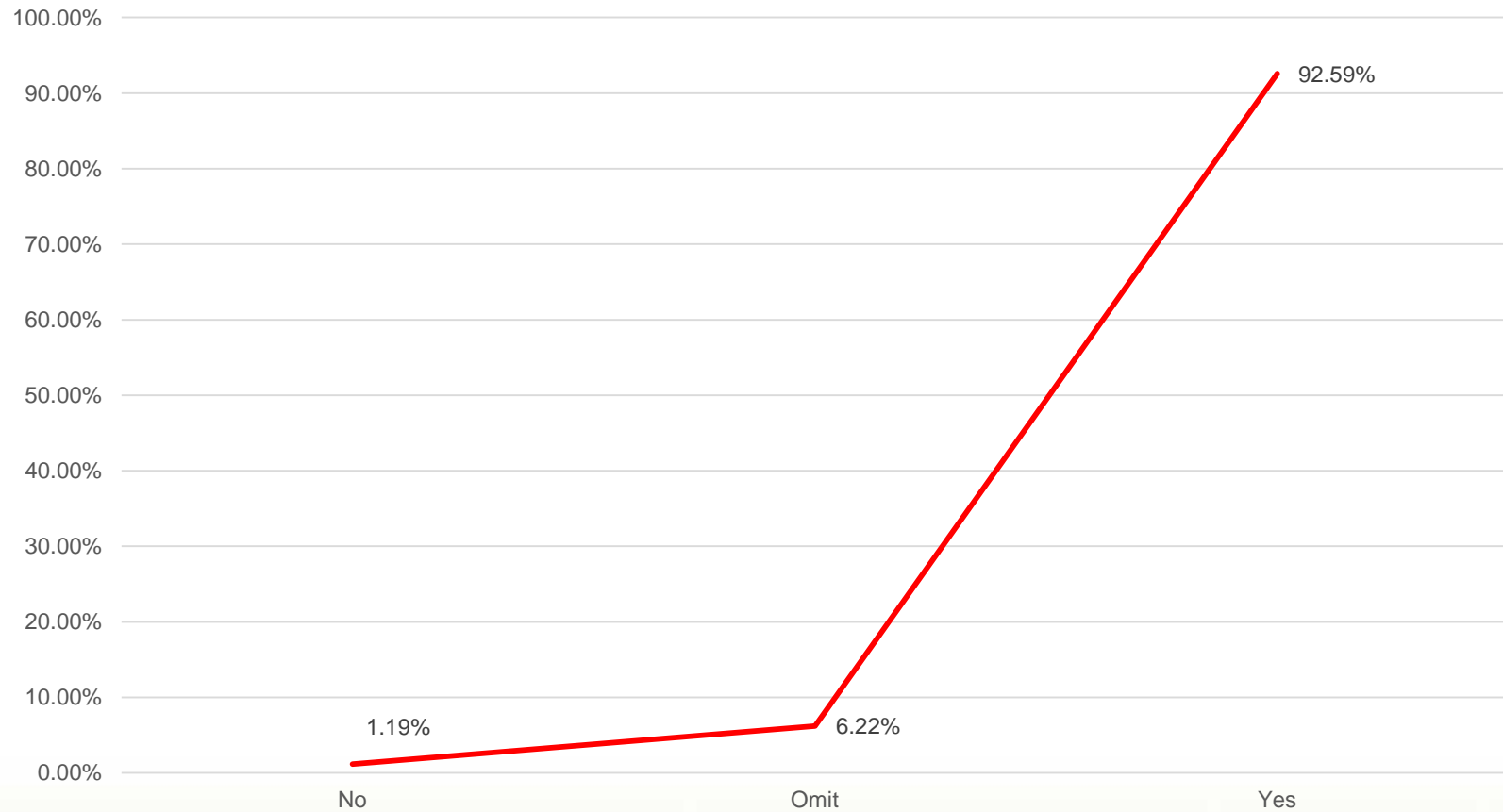
Did the Candidate Bulletin provide you with all the information you needed about the NBPME exams?



# Survey Data – 2016 – 2018 YTD



Did the tutorial adequately prepare you to take the examination on the computer?



# Organizational Updates

### ***Prometric is investing \$30.5M in technology infrastructure and software improvements in 2017 & 2018***

- +Surpass – An additional \$1M to be invested in enhancements in 2018
  - + 4 additional releases planned through August 2018
- +Invested \$2.5M to upgrade our test center DVR infrastructure to enable higher quality image/sound
- +ProProctor – Invested \$2.1M to create our remote proctoring solution
- +ProScheduler – Investing \$2.3M to enhance candidate scheduling capabilities
- +ProAdmin – Investing \$3.7M to replace our site administration software to enable a more candidate centric administrative process
- +Electronic Score Report Portal
- +Opening test centers in new US markets
  - + Marquette MI, Texarkana AR, Yakima WA, Albany GA, Redding CA, Lake Charles LA, Santa Maria, CA

# Surpass

- + Enhanced User Interface
- + End-to-end Process
  - + Item writing/banking
  - + Delivery
  - + Scoring
  - + Reporting
  
- + First APMLE delivery on Surpass – December, 2018
  
- + No change to registration process (CMS)


## Surpass Future Release Plan



- + Release Planning
  - + Next releases are planned
    - Will close all functional gaps needed for client migrations
  - + Transitioning to .html version is being made
- + Release12.14 - June 2018
  - + Support for LOFT delivery

# Surpass Transition

**3** Add media to your item (Optional)



Choose layout:

**Auto**   

Allow image to be opened in popup

Question: 2  
Section: Section  
Test: FAA Demo  
Time Remaining: 00:59:25  
Progress: 0%  
Candidate: USER Demo

1 The term "angle of attack" is defined as the angle between the:


2

3

4

5




6

 Angle of Attack - Edited

A chord line of the wing and the relative wind.

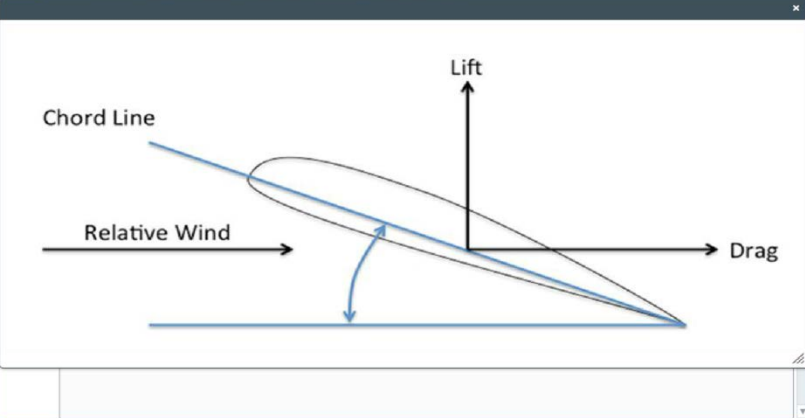
B airplane's longitudinal axis and that of the air striking the airfoil.




C airplane's center line and the relative wind.

Question: 2  
Section: Section  
Test: FAA Demo  
Time Remaining: 00:58:00  
Progress: 0%  
Candidate: USER Demo

1 The term "angle of attack" is defined as the angle between the:



Displaying Graphics in Questions. Add media to questions during item authoring, and that media can then easily be displayed to applicants during testing.

# Electronic Score Reporting



- + Candidates have access to score reports via Email & the Score Report Portal
- + Score reports can be printed by the candidate
- + Candidate can provide Confirmation # and Last Name to share results with other parties

The logo for the Report Validation Portal features the word "PROMETRIC" in a large, bold, serif font, with "REPORT VALIDATION PORTAL" in a smaller, sans-serif font below it, all enclosed in a green rectangular box. To the right is a green starburst graphic.

Confirmation Number

Candidate Last Name

Q Validate Score Report





# Create the Test Center of the Future



Admin

PROMETRIC



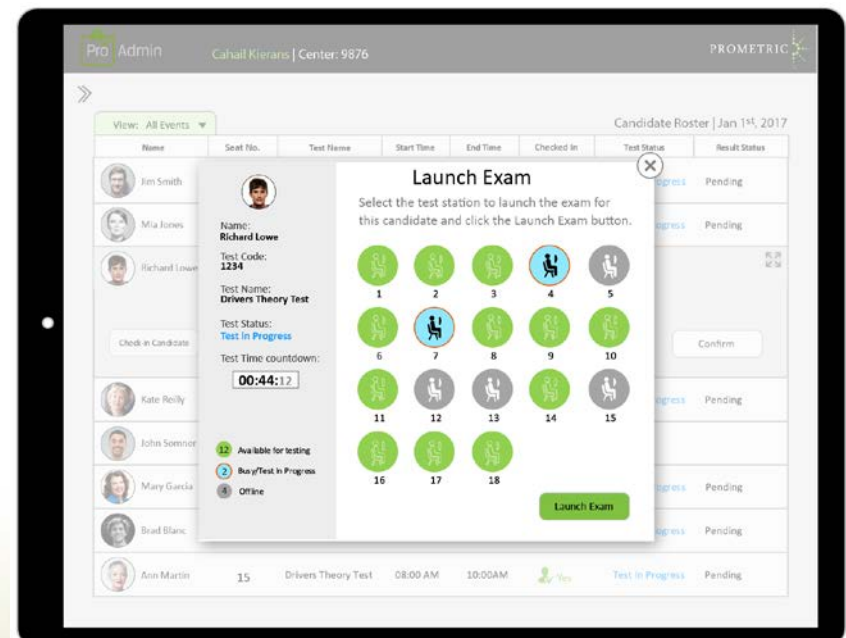
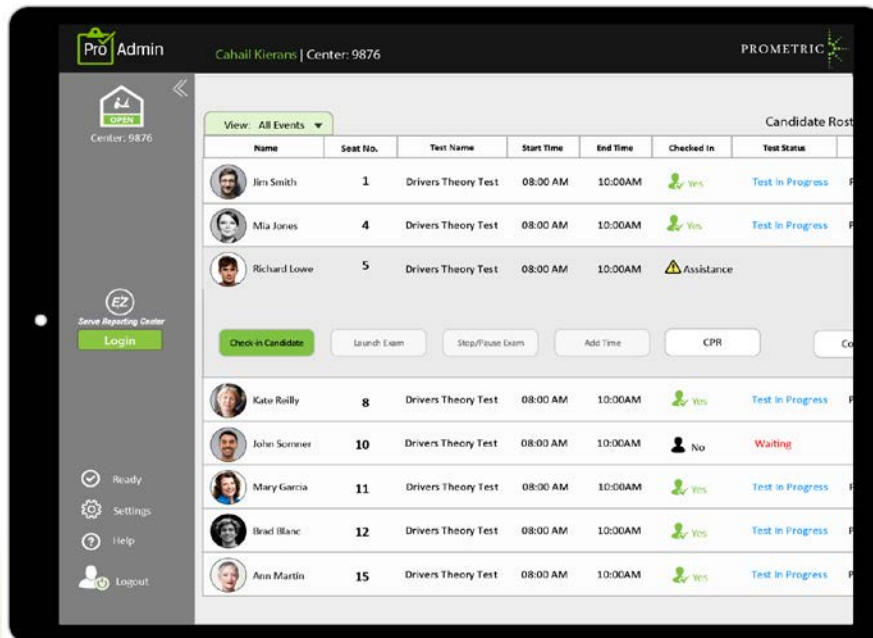
- + Enable TCAs to use mobile, wireless devices for live, face-to-face testing, allowing them to better service candidates.
- + Self Service - empowering candidates to start the check process using information they were provided or received when they registered for their exam.
- + Mobility – the ability for the TCA or the candidate to perform an administrative action without being tethered to a wired administration workstation using wireless technology.
- + Hardware/Platform agnostic, activities can be performed on any hardware, including mobile devices and tablets.
  - + Candidate check-in
  - + Exam launch
  - + Candidate no-show recording
  - + Exam status tracking
- + Implementation of core platform infrastructure
  - + Ability to run on workstations or tablets

# Test Center of the Future

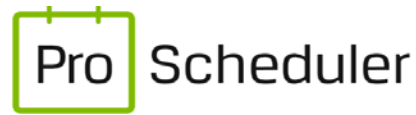


## + ProAdmin 2.0 – July 2018

- + Completion of core administrative functionality required for permanent locations
- + Client test driver integrations
- + Image capture
- + Biometrics
- + Security infrastructure integration
- + Self-serve kiosk



## Improve Access to Seats

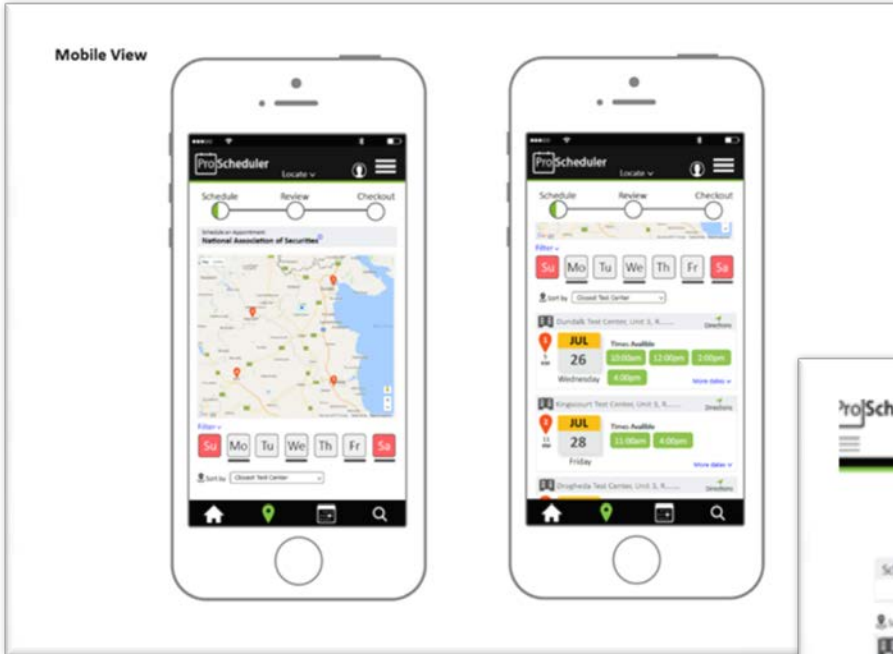


New web registration and scheduling user interface that enables candidates to use their phones and tablets to register and schedule. Candidates can search over a range of dates and across a group of geographically adjacent test centers.

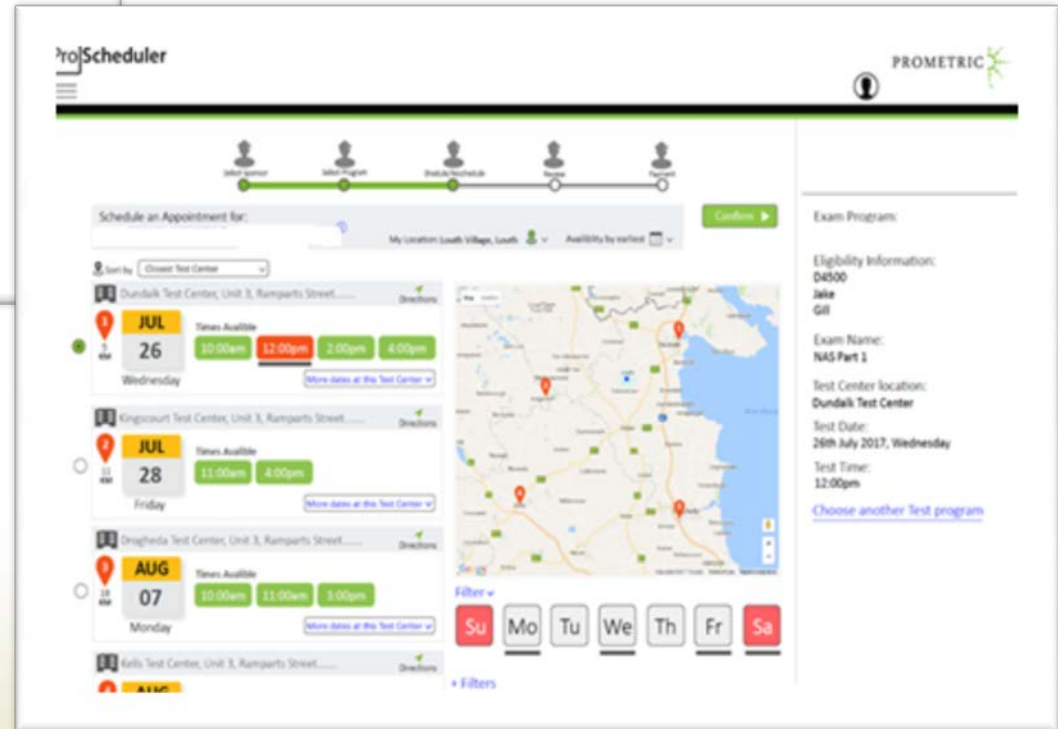
- + Ability to search for a seat by date and geographical locations
- + Mobile scheduling capabilities

# Improve Access to Seats

Conceptual layouts for mobile phone



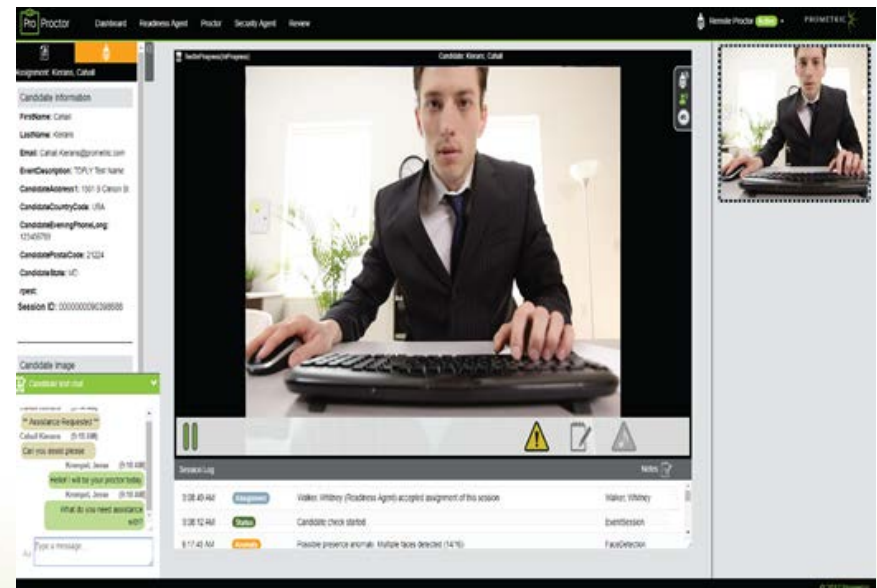
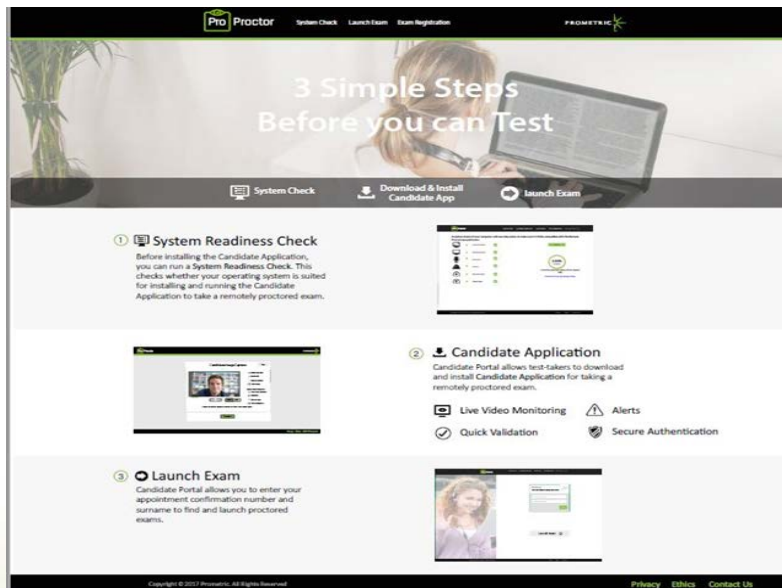
Conceptual layouts for mobile desktop



# Increase Access to Seats



- + ProProctor is Prometric's remote proctoring solution. Remote proctoring enables testing at seats outside of our traditional 'brick and mortar' testing locations such as a candidate's residence or place of work, monitoring the test using proctors located in our Center of Excellence in the POC.
- + ProProctor leverages the processes and knowledge of Prometric's large and experienced proctor workforce, assisted by technology, to ensure the integrity of the exam credential.



## Increase Access to Seats

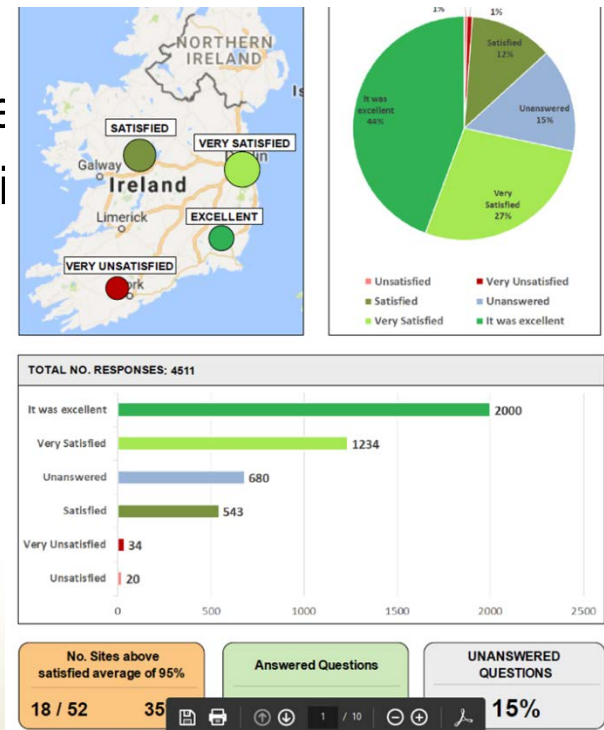


- + A candidate computer system check to verify the computer is capable of delivering a remotely proctored exam. Supports candidate interaction with the remote proctor via text and video chat.
- + Lockdown of the candidate computer during testing to ensure only authorized programs are running.
- + Capture and archive of the entire testing session
  - + Images of the candidate's exam are not recorded.
- + Real-time rewind of full motion video to review suspected security issues.
- + Uses face detection and automated alerts to inform the remote proctors of testing anomalies (e.g. two people in video).

## + Data Intelligence and Visualization (DIV)

+ Develop world-class data analytics and visualization capabilities for data driven testing and assessment information. DIV provides a business analytics service for interactive visualizations with self-service business intelligence capabilities.

- Initial release – September 2018
  - Visualization tools for interactive for visualization with self-service Business intelligence
  - Mobile friendly client reporting





## Pro Dashboard

+ Real time administration information to our Operational Command Center and internal users to improve the quality of test delivery. Real time visibility will support seat readiness before candidates to test.

- Test center/Seat Readiness
- Roster download status
- Appointment service status
- Exam details
- Results status

The screenshot displays the Pro Dashboard interface with the following components:

- Navigation:** Home > QC > Reports > ProDashboard
- Filters:** Site Code, Confirmation Number, Start Date/Time, Exam Form, Exam Code, Content, Test Status, Result Status, Status, Created At (UTC), Received At (UTC).
- Candidates Status Summary:**

Not Checked In	Checked In	No Show	Total
2	5	28	35
- Test Schedule Status Summary:**

Not Started	In Progress	Completed	Voided	Paused	Total
4	0	3	28	0	35
- Results Summary:**

Not Applicable	Not Uploaded	Uploaded	Total
18	13	4	35
- Visualizations:** Three pie charts showing the distribution of candidates and test results.
- Table:** A detailed table of appointments with 35 rows.

date detail

ProDashboard – near real-time status on sites and candidates



# APMLE PART II CSPE PROGRESS REPORT

Appendix E

*Amy Lorion, Director for Clinical Skills Client Examinations &  
Standardized Patient Training*

*March 17, 2018*



**NBOME**  
NATIONAL BOARD OF OSTEOPATHIC MEDICAL EXAMINERS

2018

# 2017-2018 TESTING CYCLE



## August – October Testing Sessions

- 48 sessions
- 13 weeks
- 538 candidates
  - 496 passed
  - 42 failed

AUGUST 2017						
S	M	T	W	T	F	S
		1	2	3	4	5
6	7	8	9	10	11	12
13	14	15	16	17	18	19
20	21	22	23	24	25	26
27	28	29	30	31		

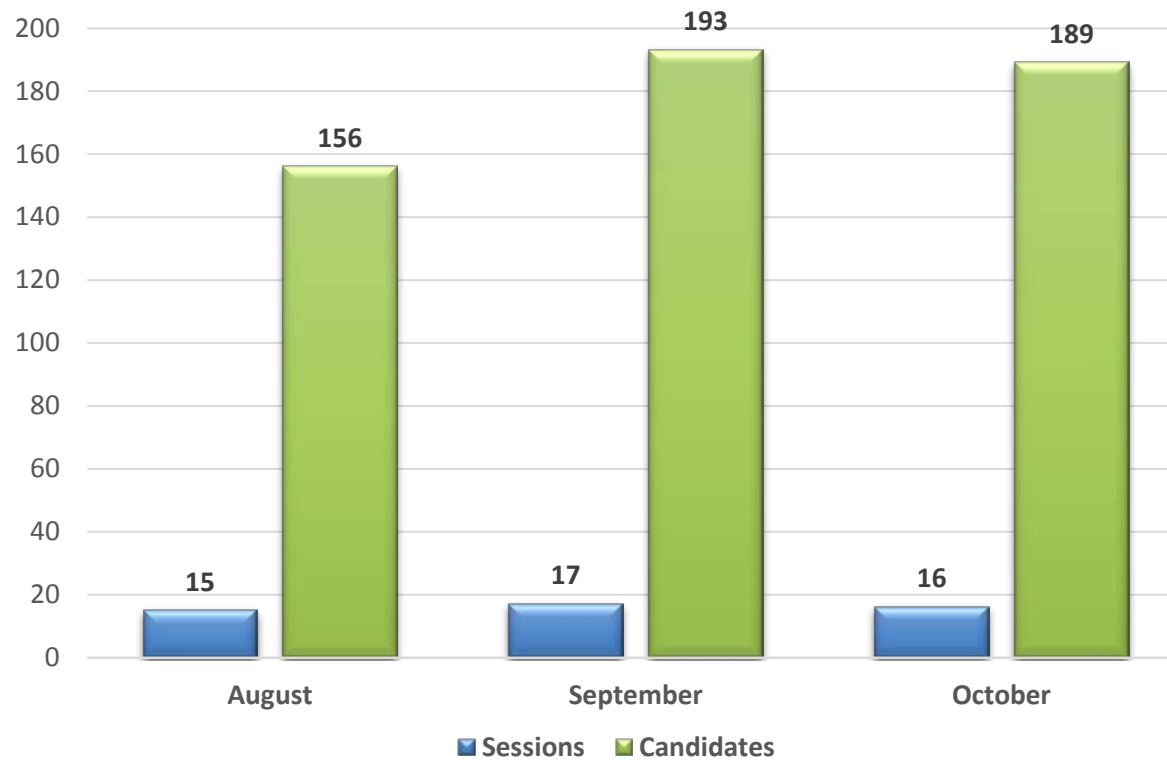
SEPTEMBER 2017						
S	M	T	W	T	F	S
					1	2
3	4	5	6	7	8	9
10	11	12	13	14	15	16
17	18	19	20	21	22	23
24	25	26	27	28	29	30

OCTOBER 2017						
S	M	T	W	T	F	S
1	2	3	4	5	6	7
8	9	10	11	12	13	14
15	16	17	18	19	20	21
22	23	24	25	26	27	28
29	30	31				

# 2017-2018 TESTING CYCLE



## Monthly Breakdown





## November Testing Sessions

- Accommodated examination: double time on patient notes
- Created due to unexpected number of ADA approvals
  - 4 candidates tested with double time 2016-2017
  - 16 approved for double time 2017-2018 (information received late in registration; few consecutive-day slots left)
  - 8 ultimately tested with double time 2017-2018
- 2 days, 6 encounters each session
- 4 candidates
  - 3 passed
  - 1 failed

NOVEMBER 2017						
S	M	T	W	T	F	S
			1	2	3	4
5	6	7	8	9	10	11
12	13	14	15	16	17	18
19	20	21	22	23	24	25
26	27	28	29	30		

# 2017-2018 TESTING CYCLE



## February Testing Sessions

- 5 sessions
- 9 seats per day originally opened
  - Goal: disperse students across sessions
  - +12 seats opened to accommodate ADA & 1<sup>st</sup>-time takers
- 49 candidates
  - 43 repeaters
  - 6 1<sup>st</sup>-time takers
  - 3 candidates tested with double time
  - 45 passed
  - 4 failed
    - 2 repeaters
    - 2 1<sup>st</sup>-time takers

FEBRUARY 2018						
S	M	T	W	T	F	S
				1	2	3
4	5	6	7	8	9	10
11	12	13	14	15	16	17
18	19	20 🦋	21 🦋	22 🦋	23 🦋	24 🦋
25	26	27	28			

# 2017-2018 TESTING CYCLE



## End-of-cycle calendar

- January 15 – deadline to release scores to Prometric
- January 30 – scores released to candidates; registration for retakes opened
- February 7 – deadline for registration for retakes
- February 20-24 – testing sessions
- March 6 – scores released to Prometric
- March 7 – scores released to candidates

JANUARY 2018						
S	M	T	W	T	F	S
	1	2	3	4	5	6
7	8	9	10	11	12	13
14	15	16	17	18	19	20
21	22	23	24	25	26	27
28	29	30	31			

FEBRUARY 2018						
S	M	T	W	T	F	S
				1	2	3
4	5	6	7	8	9	10
11	12	13	14	15	16	17
18	19	20	21	22	23	24
25	26	27	28			

MARCH 2018						
S	M	T	W	T	F	S
				1	2	3
4	5	6	7	8	9	10
11	12	13	14	15	16	17
18	19	20	21	22	23	24
25	26	27	28	29	30	31



## Deans Page

- Introduced October 5, 2017
- Functionality:
  - Manage student eligibility
  - See who has/hasn't scheduled the exam
  - Monitor students' status
  - Create admin users
    - Write ability
    - Read ability



## Candidate Registration

### 2016-2017 and 2017-2018 Testing Cycles

- Candidates mail/fax registration & payment to Prometric
- Prometric manually processes registration
- Prometric sends candidate eligibility file to NBOME once nightly
- Candidates automatically loaded from file into NBOME system; email with personal login information automatically sent
- Candidates log onto NBOME online Portal to select test session
- Candidates apply through Prometric for ADA accommodations
- Prometric emails NBOME notice of approved accommodations





## Candidate Registration

### 2018-2019 Testing Cycle

- Deans' offices upload roster to NBOME online Portal, including notification of approved ADA accommodations
- Email with personal login information automatically sent to candidates
  - Sent to email address on roster
  - Candidates who do not receive email should check with Dean's office to confirm correct & complete information was submitted
  - Deans can add to roster and/or edit information if needed
- Candidates log onto NBOME online Portal
  - Verify information
  - Agree to NBOME's Candidate Affidavit and Acknowledgement Statement
  - Select test session
  - Pay for test session



## Scheduling Considerations

Findings from past two cycles:

- August is least popular
- PM sessions do not fill quickly

Recommendations:

- Shift sessions back: late August to mid November
- Offer fewer PM sessions



## Proposed Schedule

Testing Sessions: August 27 – November 16

- Scheduling opens April 2, 2018
- 50 sessions
- 600 seats
- 12 weeks
- 6 PM exams

# 2018-2019 TESTING CYCLE



AUGUST 2018						
S	M	T	W	T	F	S
			1	2	3	4
5	6	7	8	9	10	11
12	13	14	15	16	17	18
19	20	21	22	23	24	25
26	27	28	29	30	31	

OCTOBER 2018						
S	M	T	W	T	F	S
	1	2	3	4	5	6
7	8	9	10	11	12	13
14	15	16	17	18	19	20
21	22	23	24	25	26	27
28	29	30	31			

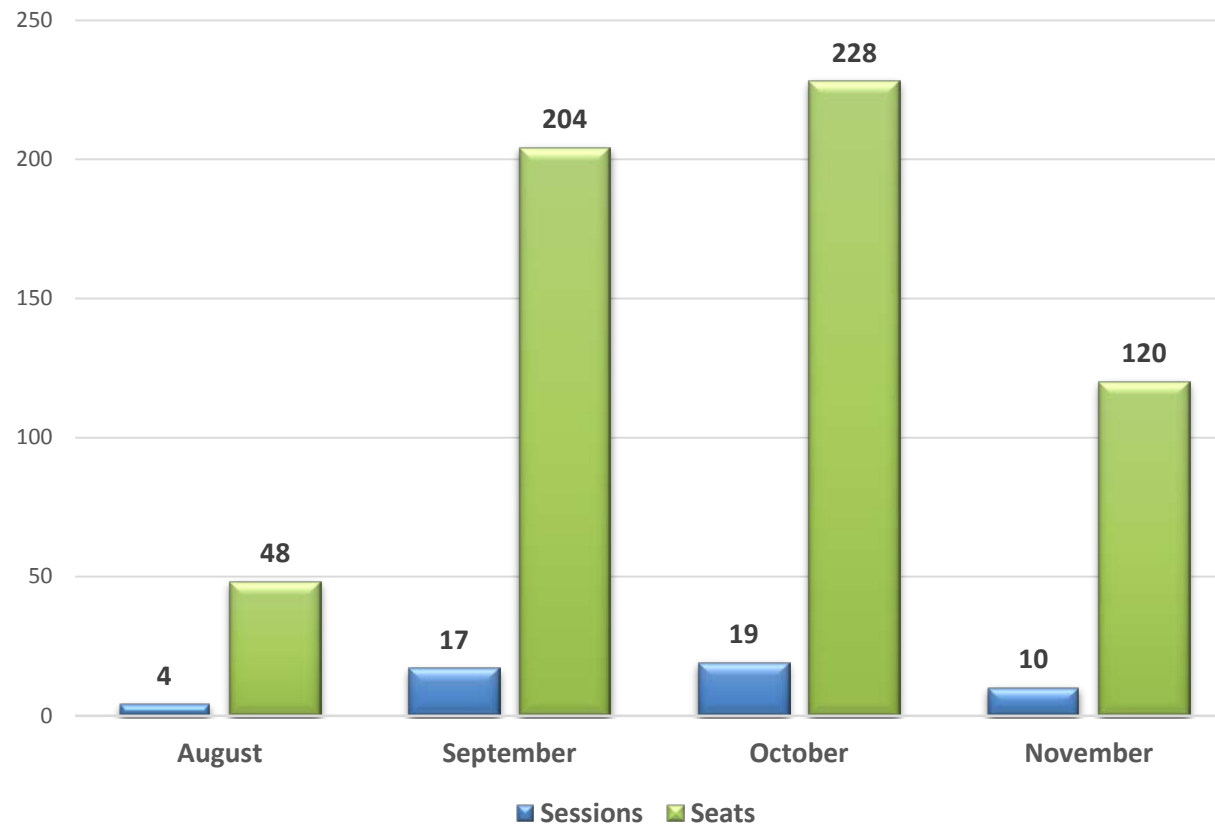
SEPTEMBER 2018						
S	M	T	W	T	F	S
						1
2	3	4	5	6	7	8
9	10	11	12	13	14	15
16	17	18	19	20	21	22
23	24	25	26	27	28	29
30						

NOVEMBER 2018						
S	M	T	W	T	F	S
				1	2	3
4	5	6	7	8	9	10
11	12	13	14	15	16	17
18	19	20	21	22	23	24
25	26	27	28	29	30	

# 2018-2019 TESTING CYCLE



## Proposed Monthly Breakdown



# 2018-2019 TESTING CYCLE



## Proposed Schedule

Testing Sessions: February 19-23

- 5 sessions
- 60 seats

FEBRUARY 2019						
S	M	T	W	T	F	S
					1	2
3	4	5	6	7	8	9
10	11	12	13	14	15	16
17	18	19 🦶	20 🦶	21 🦶	22 🦶	23 🦶
24	25	26	27	28		

# 2018-2019 TESTING CYCLE



- April 2 – Scheduling begins
- April 13-14 – Case Development and Review
- June 4 – CSPE Committee
- August 27 – Testing begins
- November 16 – Testing ends
- January 28? – Score release to candidates
- February 19-23 – Retakes
- March 6? – Score release to candidates

# *Questions?*

